

# 10 steps to organic certification

Katharina Ullmann, Training & Technical Assistance Coordinator

4/26/25



**UNIVERSITY OF CALIFORNIA**  
Agriculture and Natural Resources

■ UC Organic Agriculture Institute

# What is organic agriculture?



**UNIVERSITY OF CALIFORNIA**  
Agriculture and Natural Resources

■ UC Organic Agriculture Institute

# What is organic agriculture?

# NOP

Title 7 / Subtitle B / Chapter I / Subchapter M / Part 205 [View Full Text](#)

[Previous](#) / [Next](#) / [Top](#)

## ECFR CONTENT

 Details

 Print

 Search

 Subscribe

 Timeline

 Go to Date

 Published Edition

### ▼ Title 7 Agriculture

Part / Section

#### ▼ Subtitle B Regulations of the Department of Agriculture

27 – 5099

#### ▼ Chapter I Agricultural Marketing Service (Standards, Inspections, Marketing Practices), Department of Agriculture

27 – 209

#### ▼ Subchapter M [Organic Foods Production Act Provisions](#)

205 – 209

#### ▼ Part 205 National Organic Program

205.1 – 205.699

#### ▼ Subpart A Definitions

205.1 – 205.3

§ 205.1 Meaning of words.

§ 205.2 Terms defined.

§ 205.3 Incorporation by reference.

#### ▼ Subpart B Applicability

205.100 – 205.199

§ 205.100 What has to be certified.

§ 205.101 Exemptions from certification.

§ 205.102 Use of the term, “organic.”

§ 205.103 Recordkeeping by certified operations.




UNIVERSITY OF CALIFORNIA  
Agriculture and Natural Resources

■ UC Organic Agriculture Institute

# What is organic agriculture?

## Organic production:

- integrates cultural, biological, and mechanical practices
- fosters cycling of resources
- promote ecological balance
- conserves biodiversity



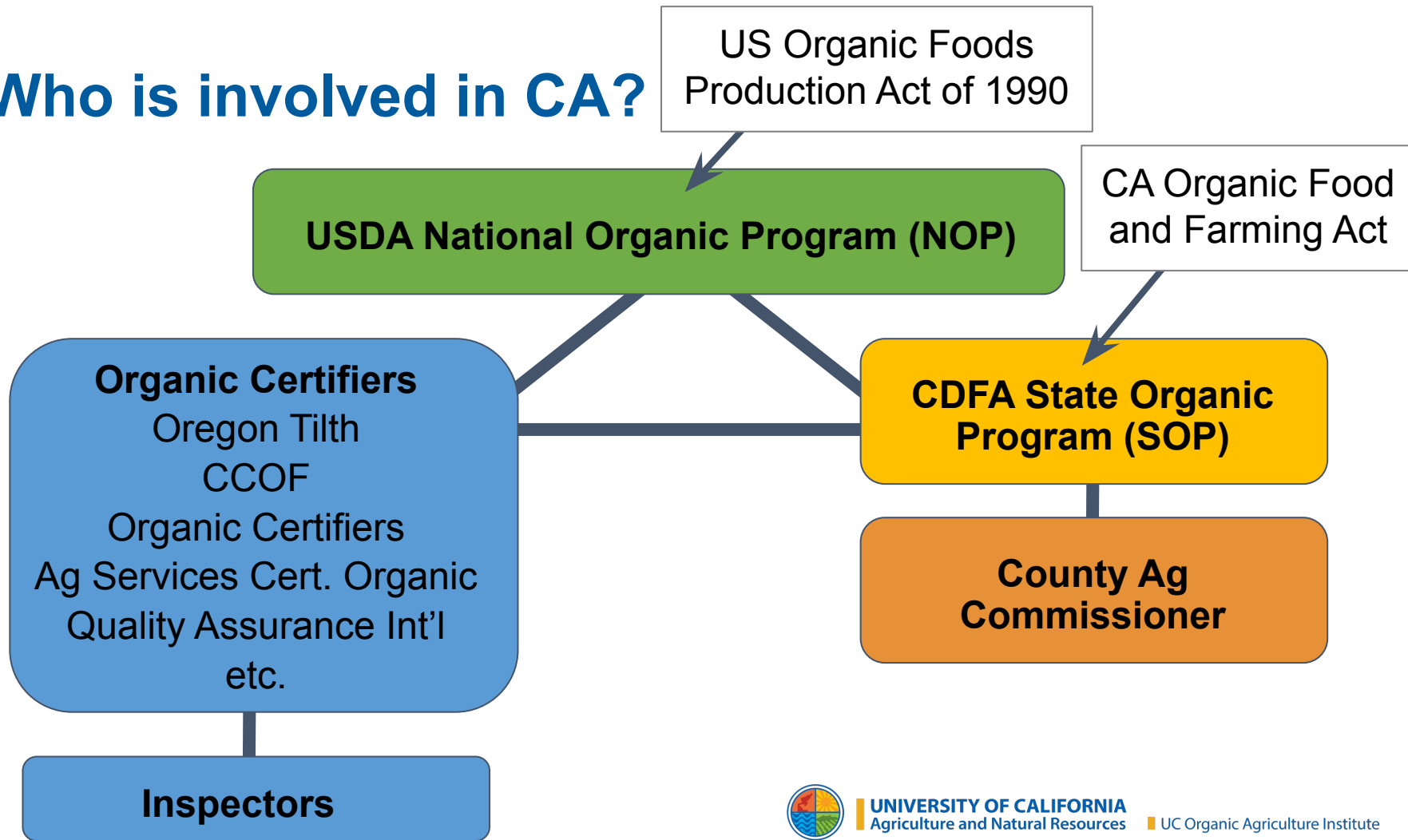
7 CFS § 205.2 Subpart A — definitions.



UNIVERSITY OF CALIFORNIA  
Agriculture and Natural Resources

■ UC Organic Agriculture Institute

# Who is involved in CA?



# Who is involved?

US Organic Foods  
Act of 1990

CA Organic Food  
and Farming Act

**You!**  
**The producers!**  
**+ rest of supply chain!**

State Organic  
Farm (SOP)

County Ag  
Commissioner

Organic  
Oregon  
C  
Organic  
Ag Services  
Quality Assu  
etc.

**Inspectors**



UNIVERSITY OF CALIFORNIA  
Agriculture and Natural Resources

UC Organic Agriculture Institute

# Organic labels tell your customers you're certified



UNIVERSITY OF CALIFORNIA  
Agriculture and Natural Resources

UC Organic Agriculture Institute



## To summarize ...



- All organic farms and ranches in California need to register with the CDFA State Organic Program.
- If you sell more than \$5,000 in organic products -> must get certified to use the word organic.
- If you sell \$5,000 or less in organic products -> exempt from certification



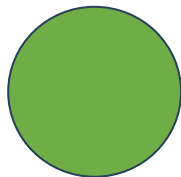


# To summarize ...

## Farm and ranch operations can be:

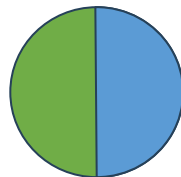
All organic

-> sell only org. products



Split operation

-> sell org. & non-org. products



- All organic farms and ranches in California need to register with the CA State Organic Program.
- If you sell more than \$5,000 in organic products -> must get certified to use the word organic.
- If you sell \$5,000 or less in organic products -> exempt from certification

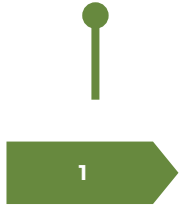


# Organic in practice ... crops, livestock, processing, and/or wild crops



# 10 steps to organic certification

Get prepared  
and contact a  
certifier



# 10 steps to organic certification

Get prepared  
and contact a  
certifier



1

← → ↺ https://www.ams.usda.gov/services/organic-certification/farms-operations

ANR Admin links OAI Admin Links UCANR Network Organic Regulations CA Organic Certifiers Organic TA Statistics Organic Funding Spanish resources Research papers

## National Organic Program: Farms & Operations

HOME SERVICES ORGANIC CERTIFICATION AND ACCREDITATION NATIONAL ORGANIC PROGRAM: FARMS & OPERATIONS

- Home
- Market News
- Rules & Regulations
- Grades & Standards
- Services
- Resources
- Commodity Procurement


### Organic Resources for Farms, Ranches, & Businesses

NOP supports farmers, ranchers, and businesses, whether you're an established organic operation or thinking about transitioning to organic.

### You are considering transitioning to organic or becoming certified:

[How to Transition to Organic](#) – includes information on:

- Organic definition, practices, and labeling
- Eligibility for organic certification
- How to get organic certification for your farm, ranch, or business
- Available support and resources



By Pamela Coleman  
National Center for Appropriate  
Technology (NCAT)  
Agriculture Specialist  
November 2012


### Contents

- Chapter 1  
Introduction.....1
- Chapter 2  
Organic Agriculture –  
Description and History.....3

## Guide for Organic Crop Producers

### CHAPTER 1 INTRODUCTION

New farmers, and farmers experienced in conventional agriculture, often find that obtaining organic certification for their crops is quite challenging. This guide is intended to help lead farmers through the organic certification process. Chapters 1 through 4 explain the National Organic Program (NOP) and describe the process of organic certification. Later chapters explain specific USDA organic regulations that apply to planting, soil fertility, pest management, and other farm practices. In addition to interpreting the regulations, this guide explains the practices and materials that are allowed for organic production.



By Linda Colley and  
Ann H. Bane, National Center  
for Appropriate Technology  
(NCAT) Agriculture Specialists  
November 2012

### Contents

- Section 1  
Overview of Organic  
Certification and Production  
Chapter 1.1.....1
- Section 2  
Fruits and Hay Crops

## Guide for Organic Livestock Producers

### Section 1: Overview of organic certification and production

### CHAPTER 1 INTRODUCTION

This guide is an overview of the process of becoming certified organic. It is designed to explain the USDA organic regulations as they apply to livestock producers. If you are also producing crops, you will need the "Guide for Organic Producers" to understand the regulations pertaining to the land and to crop production. In addition to explaining the regulations, both guides give examples of the practices that are allowed for organic production.

The first four chapters of the crops guide are essentially the same as the first four of this guide; they give an introduction to the National Organic Program (NOP), the organic certification process, the Organic Regulations, and finally, organic. Some of the details

**Get prepared  
and contact a  
certifier**



1

## *Some organic rules\**

### All producers

- Land must be free of prohibited substances 3 yrs prior to harvest
- Establish buffer zones
- Maintain or improve natural resources & biodiversity
- Only use allowed inputs
- Keep records of materials and practices from seed to sale
- Fill out an Organic System Plan (OSP) + update regularly
- Use certifier approved organic labels for products
- Register with CDFA State Organic Program annually
- Get inspected by certifier annually

### Crop

- Use organic seeds and planting stock when commercially available
  - Transplants and microgreen seeds need to be organic
- Use crop rotations
- Soil health & fertility management
  - Use composting, cover cropping, etc. and allowed inputs
- Pest, weed, and disease management
  - Preventative -> use allowed “----icides” as last resource

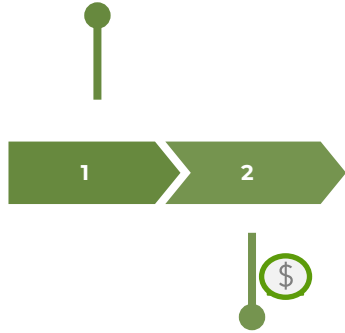
### Livestock

- Animal origin -> must be organic, but some exceptions
- Use organic livestock feed + ruminant pasture rule
- Animal health:
  - Preventative - only use allowed treatments
- Living conditions and facilities -> access to outdoors, water, bedding, space, etc.
- Transport and slaughter requirements

\*refer to the full [NOP regulations](#) and talk with [your certifier](#) to understand the rules

# 10 steps to organic certification

Get prepared  
and contact a  
certifier

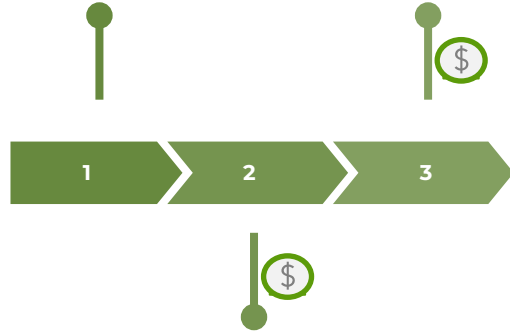


Register with  
CDFA SOP

# 10 steps to organic certification

Get prepared  
and contact a  
certifier

Choose a certifier,  
submit your  
application and  
Organic System  
Plan (OSP)



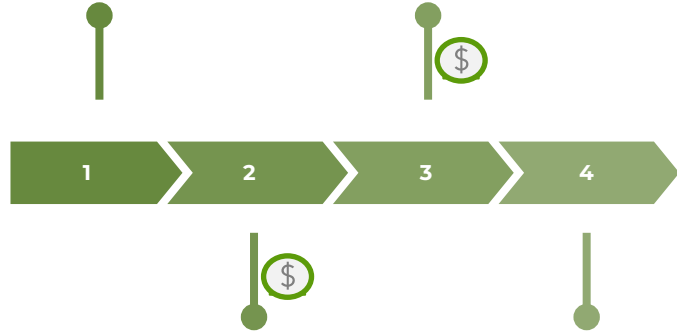
Register with  
CDFA SOP



# 10 steps to organic certification

Get prepared  
and contact a  
certifier

Choose a certifier,  
submit your  
application and  
Organic System  
Plan (OSP)



Register with  
CDFA SOP

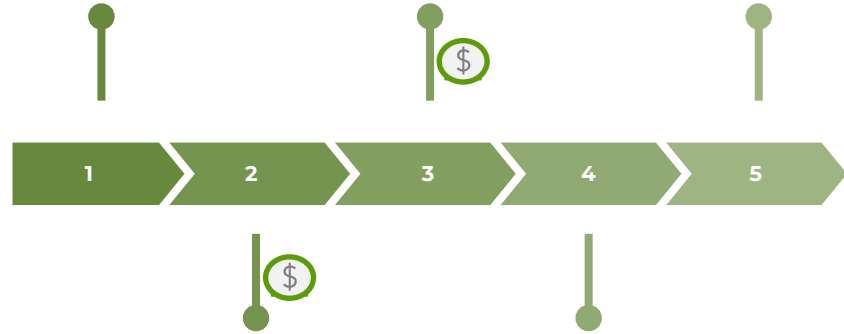
Certifier  
reviews your  
OSP

# 10 steps to organic certification

Get prepared  
and contact a  
certifier

Choose a certifier,  
submit your  
application and  
Organic System  
Plan (OSP)

Get  
inspected



Register with  
CDFA SOP

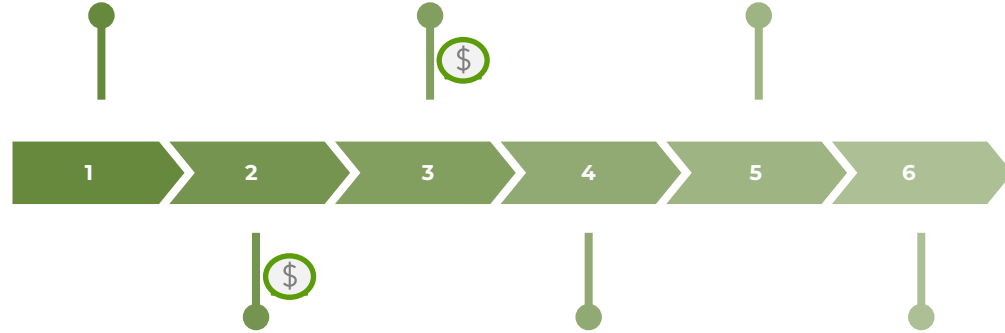
Certifier  
reviews your  
OSP

# 10 steps to organic certification

Get prepared  
and contact a  
certifier

Choose a certifier,  
submit your  
application and  
Organic System  
Plan (OSP)

Get  
inspected



Register with  
CDFA SOP

Certifier  
reviews your  
OSP

Certifier  
reviews  
inspector's  
report

# 10 steps to organic certification

Get prepared  
and contact a  
certifier

Choose a certifier,  
submit your  
application and  
Organic System  
Plan (OSP)

Get  
inspected

Certifier  
grants  
certification



Register with  
CDFA SOP

Certifier  
reviews your  
OSP

Certifier  
reviews  
inspector's  
report

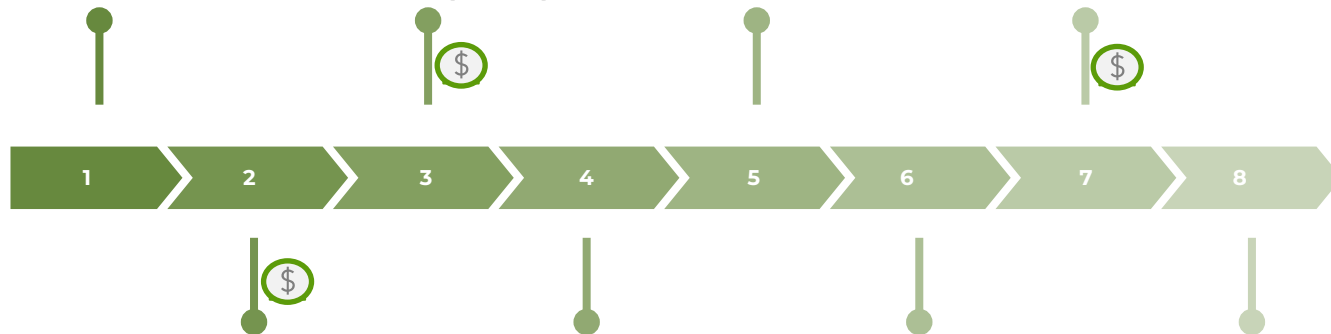
# 10 steps to organic certification

Get prepared  
and contact a  
certifier

Choose a certifier,  
submit your  
application and  
Organic System  
Plan (OSP)

Get  
inspected

Certifier  
grants  
certification



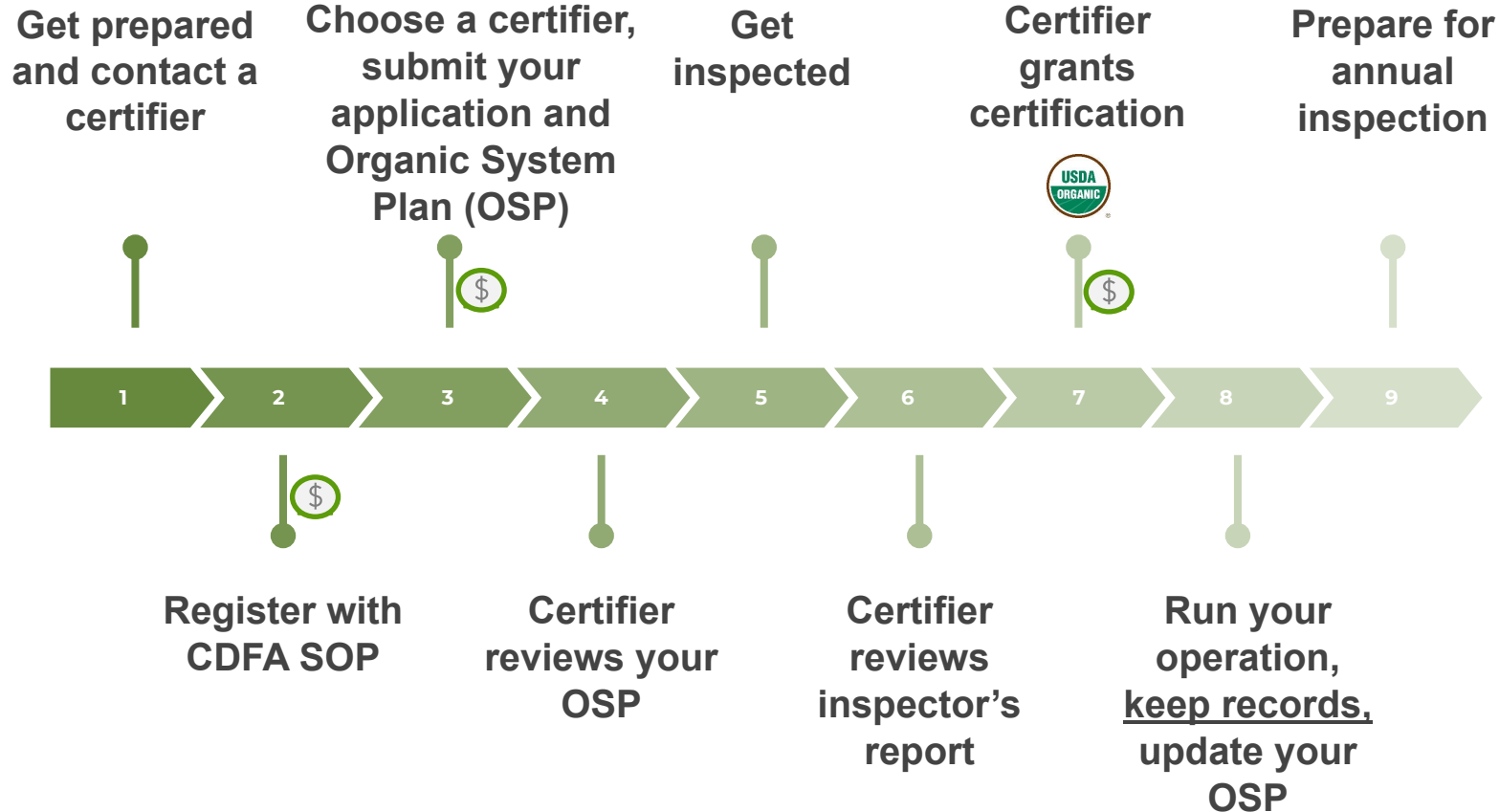
Register with  
CDFA SOP

Certifier  
reviews your  
OSP

Certifier  
reviews  
inspector's  
report

Run your  
operation,  
keep records,  
update your  
OSP

# 10 steps to organic certification



# 10 steps to organic certification

Get prepared  
and contact a  
certifier

Choose a certifier,  
submit your  
application and  
Organic System  
Plan (OSP)

Get  
inspected

Certifier  
grants  
certification

Prepare for  
annual  
inspection



Register with  
CDFA SOP

Certifier  
reviews your  
OSP

Certifier  
reviews  
inspector's  
report

Run your  
operation,  
keep records,  
update your  
OSP

Complete  
annual  
inspection and  
CDFA SOP  
registration





# 10 steps to organic certification

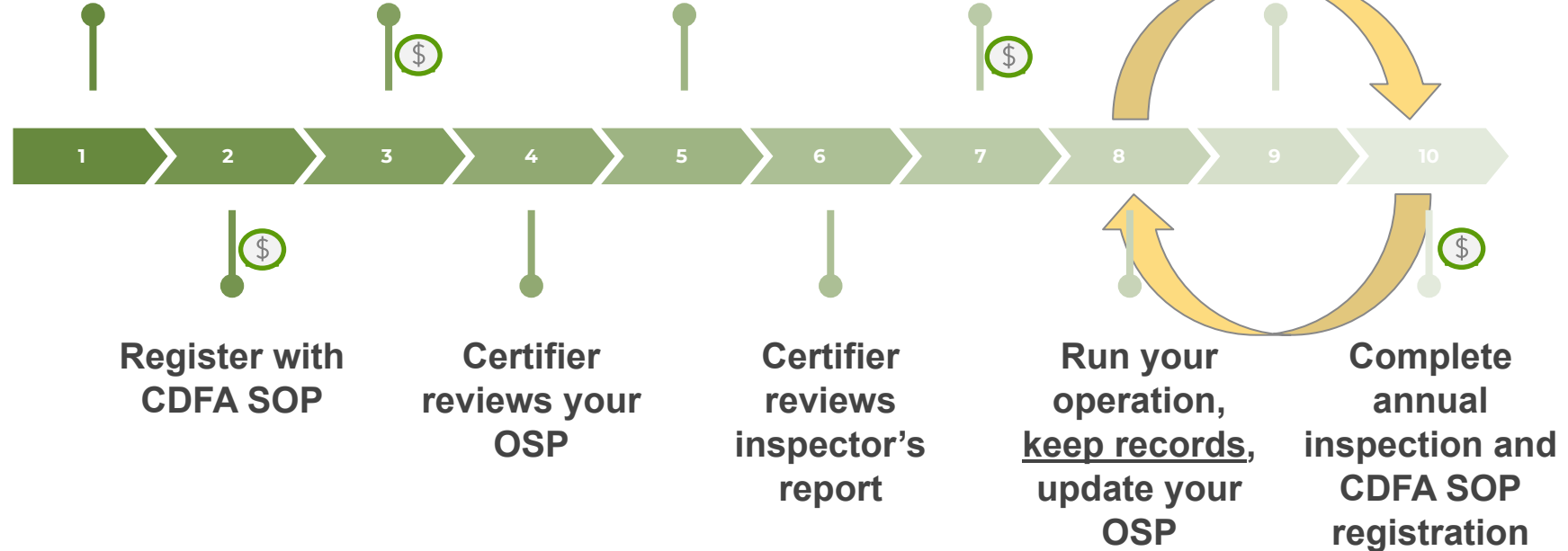
Get prepared  
and contact a  
certifier

Choose a certifier,  
submit your  
application and  
Organic System  
Plan (OSP)

Get  
inspected

Certifier  
grants  
certification

Prepare for  
annual  
inspection




# Resources to help:

+ UCCE & Siskyou EDC

- Technical assistance
- Financial assistance\*

→ see 10 steps + Some Organic Rules handouts

\*pending federal funding

 **UNIVERSITY OF CALIFORNIA**  
Agriculture and Natural Resources | UC Organic Agriculture Institute

### Ten Steps to Organic Crop Certification in California

Organic farms in California must comply with USDA National Organic Program (NOP) regulations and register with the CDFAS State Organic Program (SOP). Here are ten steps needed for certification and registration.

- Get prepared and complete prior to certification.** (<https://www.ams.usda.org/certification>)
  - Organic certifier to do any associated fees (if any).
- Register with CDFAS.** with the CDFAS State C file.
- Submit your application.** This will require you pay an application fee.
- Certifier reviews your compliance with USDA.** but not always, a back.
- Inspector visits your** and ensures that you
- Certifier reviews inspection** address any concerns.
- Certifier grants certifi-** label. Pay the certifier.
- Run your operation,** practices described in with your certifier to on. This is especially important.
- Prepare for annual** compliance with USDA receipts, etc.)
- Complete annual in-** Address any concern operation annually with

**\*Farms that sell \$5,000 or more must register with the CDFAS.**

Funded in part by the CDFAS State Transition to Organic Partnership

Last updated: January 2025

Last updated: UC 041 April 2025

### Some organic rules to consider as you transition

In order to be certified organic, producers must comply with National Organic Program (NOP) regulations. Crop, wild crop, and livestock producers and handlers can become certified organic. The table below summarizes some of the main points to consider when transitioning to organic: crop or livestock production. Speak with a certifier to discuss the details of your operation and to access the latest information.

NOP rule: <https://www.ams.usda.gov/nop>  
USDA: <https://www.ams.usda.gov/nop/certification/transitioning-to-organic>

Category	Rules
All producers	<ul style="list-style-type: none"><li>Land must be free of prohibited substances 3 yrs prior to harvest</li><li>Establish buffer zones around land</li><li>Maintain or improve natural resources &amp; biodiversity</li><li>Only use allowed inputs</li><li>Keep records of materials and practices from seed to sale</li><li>Fill out an Organic System Plan (OSP) and update regularly<ul style="list-style-type: none"><li>Check with certifier before using new products or practices</li><li>Use approved labels</li></ul></li></ul>
Crop	
Livestock	

### Want to learn more?

- Talk with certified organic farmers and ranchers in your region.
- Sign up for the organic mentorship program and learn from another producer
  - <https://ucanr.edu/extension/programs/organic-mentorship-and-democratize-organic>
- Call your local UC Cooperative Extension Office, Siskyou County Office: 530-442-2711, 1655 S. Main St., Yreka, CA 96097
  - <https://ucanr.edu/extension/office/siskyou-county>
- Call a certifier and ask them your questions
  - <https://www.ams.usda.gov/nop/certification>
- Read this 2-page USDA handout "Introduction to organic practices"
  - <https://www.ams.usda.gov/nop/certification/Introduction%20to%20Organic%20Practices.pdf>
- If you are a crop producer
  - Use the COOP "Go Organic" Self-Assessment to see how your farm practices currently fit into the regulation
    - <https://www.coop.org/content/dam/coop/2024/04/Go-Organic-Self-Assessment-Table.pdf>
  - Watch this e-Organic video on organic crop regulations - start at 0:27
    - <https://www.ams.usda.gov/nop/certification/Introduction%20to%20Organic%20Practices.pdf>
  - Look over these record keeping templates to learn what crop records you'll need to keep
    - <https://www.ams.usda.gov/nop/certification/Introduction%20to%20Organic%20Practices.pdf>
- If you are a livestock producer
  - Read this 2-page COOP handout on organic livestock production
    - <https://www.coop.org/content/dam/coop/2024/04/Livestock-Introduction-3.pdf>
  - Have cows, sheep or goats? Watch videos in the Oregon TIR YouTube playlist - videos are 5-20 minutes long
    - <https://www.ams.usda.gov/nop/certification/Introduction%20to%20Organic%20Practices.pdf>
  - Look over these record keeping templates to learn what livestock records you'll need to keep
    - <https://www.ams.usda.gov/nop/certification/Introduction%20to%20Organic%20Practices.pdf>
- Want to know what an organic inspection is like?
  - Watch these USDA videos on what to expect during a livestock and crop inspection.
    - <https://www.usda.gov/media/123456789/USDA-Organic-Inspection-Video>
- Visit the UC Organic Agriculture Institute's "Transition to Organic" resources page
  - <https://ucanr.edu/extension/programs/organic-mentorship-and-democratize-organic>

Funded in part by the CDFAS State Organic Program, CDFAS Office of Environmental Farming and Innovation and the USDA Transition to Organic Partnership Program (TOPP).



**UNIVERSITY OF CALIFORNIA**  
Agriculture and Natural Resources

■ UC Organic Agriculture Institute


# Resources to help:

+ UCCE & Siskiyou EDC

- Technical assistance
- Financial assistance\*
- Mentorship network
- Organic farm demonstration network

→ see 10 steps + Some Organic Rules handouts

\*pending federal funding

 **UNIVERSITY OF CALIFORNIA**  
Agriculture and Natural Resources | UC Organic Agriculture Institute

### Ten Steps to Organic Crop Certification in California

Organic farms in California must comply with USDA National Organic Program (NOP) regulations and align with the CDFIA State Organic Program (SOP). Here are ten steps needed for certification and registration.

- Get prepared and prior to certification**  
(<https://www.ams.usda.org/certification>)  
Organic certifier to do any associated fees (if any).
- Register with CDFIA**  
with the CDFIA State C file.
- Submit your application**  
out. This will require you pay an application fee.
- Certifier reviews your compliance with USDA**  
but not always, a back.
- Inspector visits your**  
and ensures that you
- Certifier reviews inspection**  
address any concerns.
- Certifier grants certification**  
label. Pay the certifier.
- Run your operation**  
practices described in with your certifier to ensure this is especially important.
- Prepare for annual compliance**  
with USDA state receipts, etc.)
- Complete annual address**  
any concerns. Organic annually with

**Financial Assistance for Certification – Cost Share and Grant Programs**

- USDA offers cost share programs that reimburse up to 75% or \$750 of eligible certification costs each year. Both CDFIA and your county USDA Farm Service Agency administer these funds. See here for more details: <https://www.cdfa.ca.gov/organic/organictransitions.html>
- Financial Assistance for Transitioning to Organic – Cost Share and Grant Programs**
- The Natural Resource Conservation Service (NRCS) has an Environmental Quality Incentive Program (EQIP) Organic Initiative to provide technical and financial assistance to producers who are transitioning to organic, certified organic, or exempt from certification of the National Organic Program. They also have cost share programs for practices that benefit natural resources and wildlife habitat. Reach out to your local NRCS office to learn more: <https://www.nrcs.usda.gov/> (scroll to the middle of the website page)
- California Alliance with Family Farmers (CAFF) Organic Transition Funds will be open for applications in February 2023. Producers can apply for up to \$30,000 in direct funding to support the transition process. There may be an opportunity for assisted farmers to qualify for an additional \$1,000/acre up to 30 acres for best preparation practices. Watch for an announcement on their website: <https://caff.org/>
- California Certified Organic Farmers (CCOF) Organic Transition grant program offers \$10,000 per year for 3 years to offset the cost of transitioning. There may be the opportunity for eligible transitioning farmers to qualify for an additional \$1,000/transitioning acre up to 30 acres for soil building practices. Details here: <https://www.ccof.org/funding/grants-education/organic-transition>
- Ventura County Resource Conservation District offers up to \$60,000 in financial assistance and technical assistance for producers transitioning to organic in Kern, Los Angeles, Santa Barbara, and Ventura Counties. To apply and learn more visit their website: <https://vccrd.org/>

**Technical Assistance**

There are multiple public agencies, university extension programs, private consultants and non-profit groups that offer organic agriculture technical assistance:

- UC Cooperative Extension Farm Advisor: [https://ucanr.edu/sites/ucanr/County\\_Offices/](https://ucanr.edu/sites/ucanr/County_Offices/)
- UC Organic Agriculture Institute: <https://organic.ucanr.edu/>
- Natural Resources Conservation Service (NRCS): <https://www.nrcs.usda.gov/> (scroll to middle of page)
- California Resource Conservation Districts (CRDs): <https://nrcs.org/organic>
- Community Alliance with Family Farmers (CAFF): <https://caff.org/organic-certification/>
- California Certified Organic Farmers Foundation (CCOF): navigate to resources <https://www.ccof.org>
- NCA's ATTRA Sustainable Agriculture Program: <https://attra.net/organic/>
- Robles Institute Organic Consulting: <https://instituteorganic.com/>

Last updated: January 2025

Last updated: UC 041 April 2025

### Some organic rules to consider as you transition

In order to be certified organic, producers must comply with National Organic Program (NOP) regulations. Crop, wild crop, and livestock producers and handlers can become certified organic. The table below summarizes some of the main points to consider when transitioning to organic: crop or livestock production. Speak with a certifier to discuss the details of your operation and to access the latest information.

NOP rule: <https://www.ams.usda.gov/nop>  
USDA: <https://www.ams.usda.gov/nop/organic-certification/transitioning-to-organic>

Producers	Producers
• Land must be free of prohibited substances 3 yrs prior to harvest	• Establish buffer zones around land
• Maintain or improve natural resources & biodiversity	• Only use allowed inputs
• Keep records of materials and practices from seed to sale	• Fill out an Organic System Plan (OSP) and update regularly
• Check with certifier before using new products or practices	• Use approved labels

Last updated: UC 041 April 2025

### Want to learn more?

- Talk with certified organic farmers and ranchers in your region.
- Sign up for the organic membership program and learn from another producer:
  - <https://ucanr.edu/sites/ucanr/organic-ucanr-organic-agriculture-ucanr/transitioning-to-organic-also-able-to-apply>
- Call your local UC Cooperative Extension Office, Siskiyou County Office: 530-442-2711, 1655 S. Main St., Yreka, CA 96097
  - <https://ucanr.edu/sites/ucanr/extension-siskiyou>
- Call a certifier and ask them your questions
  - <https://www.ams.usda.gov/nop/organic-certification/transitioning-to-organic>
- Read this 2-page USDA handout "Introduction to organic practices"
  - <https://www.ams.usda.gov/nop/organic-certification/transitioning-to-organic>
- If you are a crop producer
  - Use the CCOF "Go Organic" Self-Assessment to see how your farm practices currently fit into the regulation
    - <https://www.ccof.org/organic-content/uploads/2024/04/Go-Organic-Assessment-Table.pdf>
  - Watch this e-Organic video on organic crop regulations - start at 0:27
    - <https://www.ams.usda.gov/nop/organic-certification/transitioning-to-organic>
  - Look over these record keeping templates to learn what crop records you'll need to keep
    - <https://www.ams.usda.gov/nop/organic-certification/transitioning-to-organic>
- If you are a livestock producer
  - Read this 2-page CCOF handout on organic livestock production
    - <https://www.ccof.org/organic-content/uploads/2024/04/Livestock-Introduction-3.pdf>
  - Have cows, sheep or goats? Watch videos in the Oregon TIR YouTube playlist - videos are 5-20 minutes long
    - <https://www.ams.usda.gov/nop/organic-certification/transitioning-to-organic>
  - Look over these record keeping templates to learn what livestock records you'll need to keep
    - <https://www.ams.usda.gov/nop/organic-certification/transitioning-to-organic>
- Want to know what an organic inspection is like?
  - Watch these USDA videos on what to expect during a livestock and crop inspection.
    - <https://www.ams.usda.gov/nop/organic-certification/transitioning-to-organic>
  - Have cows, sheep or goats? Watch videos in the Oregon TIR YouTube playlist - videos are 5-20 minutes long
    - <https://www.ams.usda.gov/nop/organic-certification/transitioning-to-organic>
- Visit the UC Organic Agriculture Institute's "Transition to Organic" resources page:
  - <https://ucanr.edu/sites/ucanr/organic-ucanr-organic-agriculture-ucanr/transitioning-to-organic>

Funded in part by the CDFIA State Organic Program, CDFIA Office of Environmental Farming and Innovation and the USDA Transition to Organic Partnership Program (TOPP).



**UNIVERSITY OF CALIFORNIA**  
Agriculture and Natural Resources

UC Organic Agriculture Institute

# Thank you!

## Contact info:

kullmann@ucanr.edu  
(530) 490-3606

Thank you to our funders! Funded in part by the CDFA State Organic Program, CDFA Office of Environmental Farming and Innovation and the USDA Transition to Organic Partnership Program (TOPP).



UNIVERSITY OF CALIFORNIA  
Agriculture and Natural Resources

UC Organic Agriculture Institute