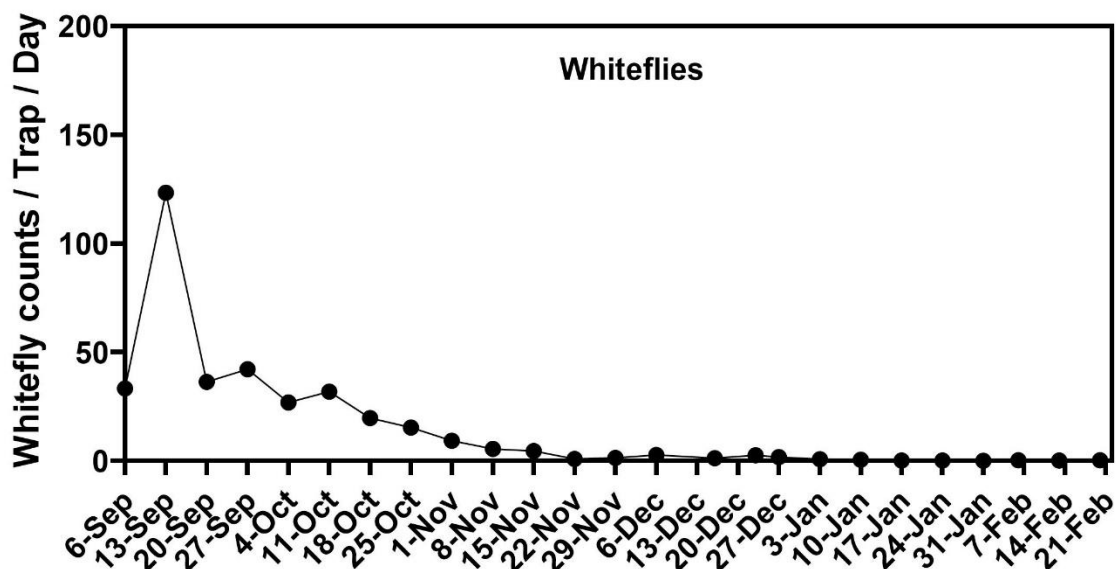


## Areawide monitoring of key insect pests across the Imperial Valley: 25<sup>th</sup> February 2025 updates

The adult insect counts from the monitoring trap network until 20 February 2025 are presented below. Each dot in the graph represents the average insect count from 19 traps across the Imperial Valley for that sampling week, and the value is expressed as insect counts per trap per day.

### Whiteflies

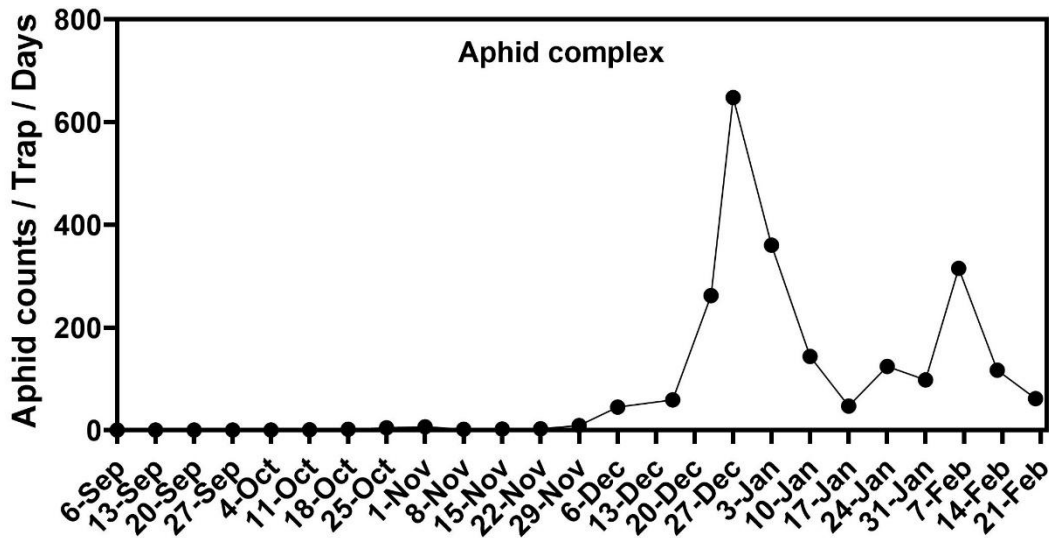
The whitefly counts in the traps consisted mainly of sweetpotato whitefly (*Bemisia tabaci* MEAM1). Additionally, a small fraction of the total count (< 5%) comprises bandedwinged whiteflies, *Trialeurodes abutilonia*, and other minor species. We observed their numbers decreasing in the traps starting from mid-September. For the last couple of months, the number of adult whiteflies captured in our traps was at a very low level.



### Aphids

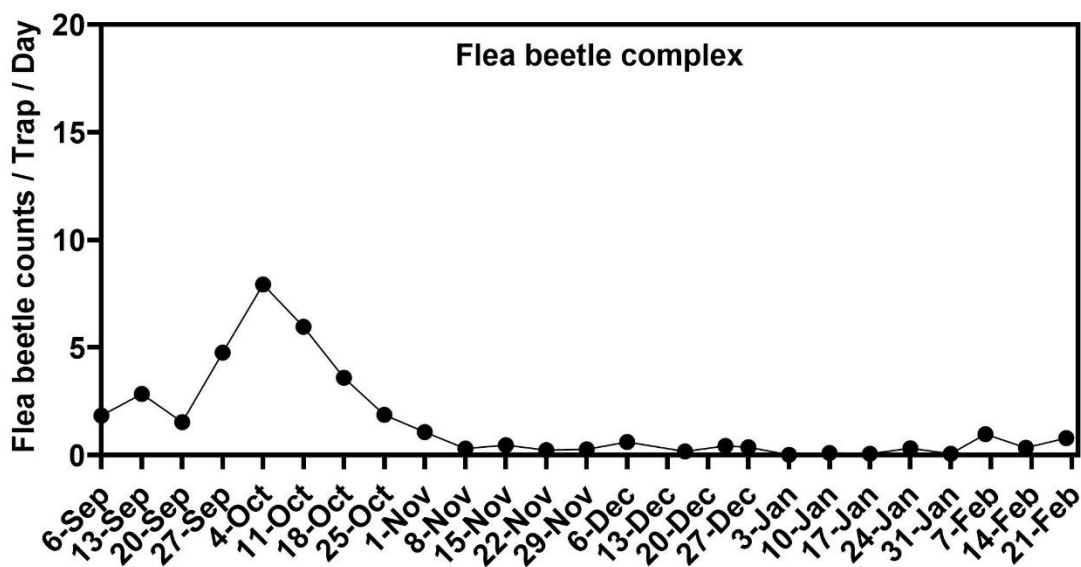
The trap count data of aphids below do not focus on any single species but represent the aphid complex in the Valley. The trap capture data suggests that alate (winged) aphids were almost absent in the valley during August and until the first half of

September. However, with the cooler weather, their numbers have sharply increased in the Imperial Valley. Currently, we are seeing moderate adult alate aphid activity throughout the Imperial Valley, and the numbers in the traps indicate a declining trend.



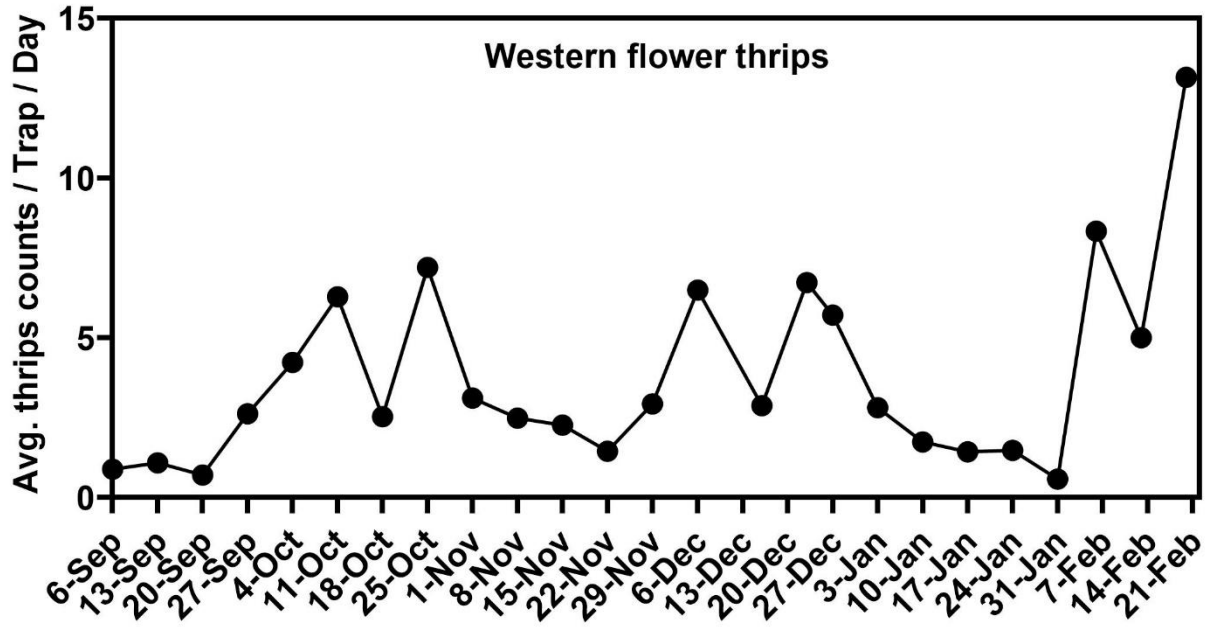
### Flea beetles

The flea beetle counts in the traps comprised the pale-striped flea beetle, *Systema blanda*, the desert corn flea beetle, *Chaetocnema ectypa*, and a few other minor species. Currently, the trap captures of adult flea beetles are at a low level.



## Western flower thrips

While the traps contained several thrip species, only western flower thrips, *Frankliniella occidentalis*, the major thrip species of concern for several crops in Imperial Valley, were counted to provide more specific data. **The number of western flower thrips adults captured in the traps has been increasing for the last few weeks. Please keep an eye out for their numbers in your crops.**



If you are interested in additional data from this project or have questions or comments, contact Arun Babu at (442) 265 -7700 or [arbabu@ucanr.edu](mailto:arbabu@ucanr.edu).