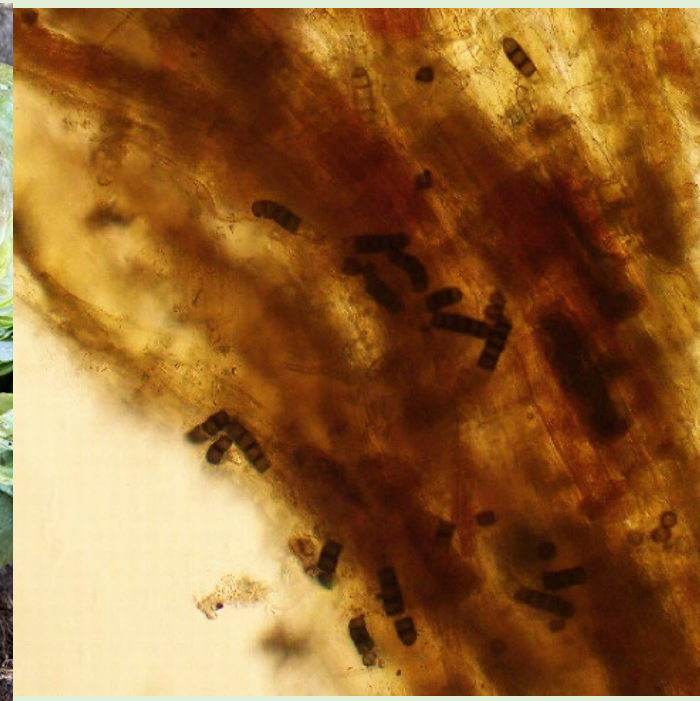



# Confidential diagnostic service

- Supported by California Leafy Greens Research Board
  - No cost** for growers
- UCCE Monterey office  
1432 Abbott St. Salinas, CA



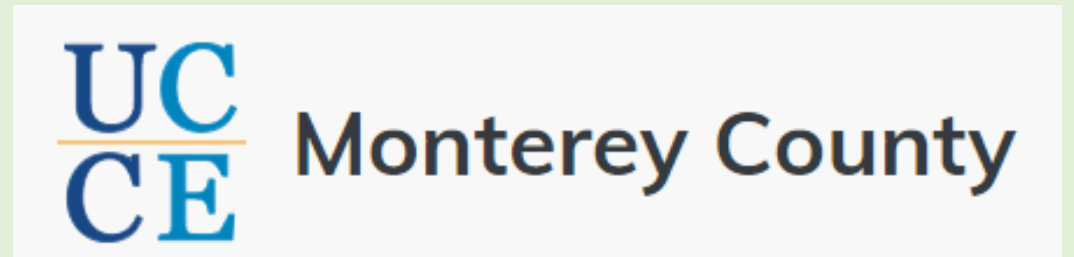
# Collecting a sample for disease diagnostics

- How to collect samples?
  - 4-5 plants
  - Progression of symptoms (mild to severe)
  - No complete dead plants
- Plant collapse issues: collect the entire plant (including the root)
- Collect pests if you see any



# Submitting a sample for disease diagnostics

- Samples can be sent to UC Cooperative Extension  
(1432 Abbott St., Salinas, CA 93901)



- Fill out the sample submission form (“Green form” at the front desk)
  - Contact
  - Variety, ranch location, suspected cause
  - Don’t worry if some of the information is not available

# Sending a parcel for disease diagnostics

- Be sure to have the complete address on the shipping label  
UC Cooperative Extension  
1432 Abbott St., Salinas, CA 93901
- If the sample is particularly perishable, include ice packs in the shipping container.
- Include submission form and permit copy
- Overnight/ next delivery
- Send samples early in the week. Samples sent later may sit at the post office over the weekend

# Questions?

**Yu-Chen Wang**

Plant Pathology Advisor

UC Cooperative Extension

Monterey, Santa Cruz, and San Benito  
Counties



[yckwang@ucanr.edu](mailto:yckwang@ucanr.edu)

831-201-9689