








ERGONOMIC CHAIR CATALOG

We recommend choosing from the following options, as these standard seating chairs are designed to fit most office workers. These chairs are available for testing at the 2nd Street Building as well as at UC Davis Ergonomics Lab. Please contact Risk & Safety (anrergonomics@ucanr.edu) for testing and purchasing.

ITEM	DESCRIPTION	APPLICATION	PRICE	ORDERING INFO
<p>Steelcase Amia</p> 	<p>Height: 37.25-42.5" Seat Width: 19.25" Seat Depth: 15.5-18.5" Seat Height: 16-21" Weight Limit: 400 lbs</p> <p>Comes with LiveLumbar, a system of flexors that contour to fit your spine, for continuous lower back support as you move in your chair.</p> <p>Custom manual adjustment controls allow the user to tailor to their perfect fit. The adjustment controls are labeled for your perfect sit.</p> <p>Flexible edges for a pressure-free sit and adaptive bolstering in the seat cushion – which allows the seat to conform to the body distributing the user’s weight to allow for a comfortable sit for any size user.</p>	<p>Fits a wide range of user sizes, most suitable for petite to average stature users with narrow-average shoulder width.</p>	<p>\$650</p>	<p>One Workplace (via AggieBuy)</p> <p>UCD Furniture Services</p>
<p>Steelcase Leap</p> 	<p>Height: 38.5-43.5" Seat Width: 19.25" Seat Depth: 15.75-18.75" Seat Height: 15.5-20.5" Weight Limit: 400 lbs</p> <p>LiveBack® technology allows the back to contour and adapt to mimic and support the natural movement of your spine.</p> <p>Designed with a Natural Glide System™, the seat glides back and forth as you recline to keep your posture in check and move you closer to your work surface.</p> <p>Lower back firmness dial that allows you to customize your sitting experience with just the right amount of lumbar support that fits your preference.</p>	<p>Fits a wide range of user sizes, better fit for average to tall stature individuals up to 6’0” with wider shoulders.</p>	<p>\$850</p>	<p>One Workplace (via AggieBuy)</p> <p>UCD Furniture Services</p>

<p>Steelcase Think</p> 	<p>Height: 37.25-42" Seat Width: 20.25" Seat Depth: 15.5-18" Seat Height: 16.5-21.5" Weight Limit: 400 lbs</p> <p>LiveBack® Flexor System conforms to your back, flexing as you change postures, preventing stiffness and soreness that can happen with less intelligent work chairs.</p> <p>A weight-activated mechanism allows anyone, anywhere to sit down and get comfortable quickly by responding to your body weight and providing the right amount of back tension as you recline.</p> <p>Comfort dial with a “boost” tension setting offering 20% additional resistance for individuals who need it, a mid-back stop, and an upright lock.</p>	<p>Fits a wide range of user sizes, better fit for average to tall stature individuals up to 6’0”.</p> <p>An optional seat height range of 15-19” for a petite individual is available.</p>	<p>\$700</p>	<p>One Workplace (via AggieBuy)</p> <p>UCD Furniture Services</p>
<p>Steelcase Leap Plus</p> 	<p>Height: 38.75-42.5" Seat Width: 22.75" Seat Depth: 16.75-18.75" Seat Height: 15.5-19.5" Weight Limit: 500 lbs</p> <p>Same benefit, aesthetic appeal, and functionality of Leap with support for users who require a larger-sized model.</p> <p>The seat pan adjusts to fit people 6’0” or over.</p>	<p>Good for average to tall stature and/or heavy-set users.</p>	<p>\$1650</p>	<p>Steelcase website</p>
<p>BodyBilt Big & Tall J-2504</p> 	<p>Height: 39-42.5" Seat Width: 26" Seat Depth: 17.5-21" Seat Height: 17-20.5" Weight Limit: 500 lbs</p> <p>Seat pan and backrest move together. Backrest height and angle adjustability. Inflatable lumbar support. Moderately contoured seat to reduce seated pressure. Armrest height, angle, width, and articulation adjustment. Armrests are easily removable</p>	<p>Good for tall stature, heavy-set users, or anyone who prefers wider width for seating.</p>	<p>\$1400</p>	<p>BodyBilt / Ergogenesis LLC</p> <p>1-800-364-5299</p>

<p>Herman Miller Mirra 2</p> 	<p>Height: 38.75-42.75" Seat Width: 19.5" Seat Depth: 16.25-18" Seat Height: 16-20.5" Weight Limit: 350 lbs</p> <p>Longer seat pan for users who need wider back support.</p> <p>PostureFit sacral support to keep your spine properly aligned as you sit.</p> <p>Loop Spine provides torsional flex, allowing you to stretch and reach laterally.</p> <p>Breathable seat materials for maximum airflow to keep the body cool.</p>	<p>Good for users who have long torsos or require variable lumbar support. Also a great option for taller users.</p>	<p>\$1400</p>	<p>MillerKnoll (via AggieBuy)</p> <p>Herman Miller website</p>
<p>Office Master OM5</p> 	<p>Height: 37-42" Seat Width: 19.75" Seat Depth: 17-18.5" Seat Height: 16-21" Weight Limit: 500 lbs</p> <p>Body Activated Motion that has the backrest and seat working in unison so that the backrest is a lever for pushing your body's weight "uphill," removing the need for manual tension adjustment.</p> <p>Variable Back Resistance that provides firm lower back support.</p>	<p>Fits a wide range of user sizes. Ideal for those with frequent lower back pain.</p>	<p>\$750</p>	<p>Office Relief website</p>