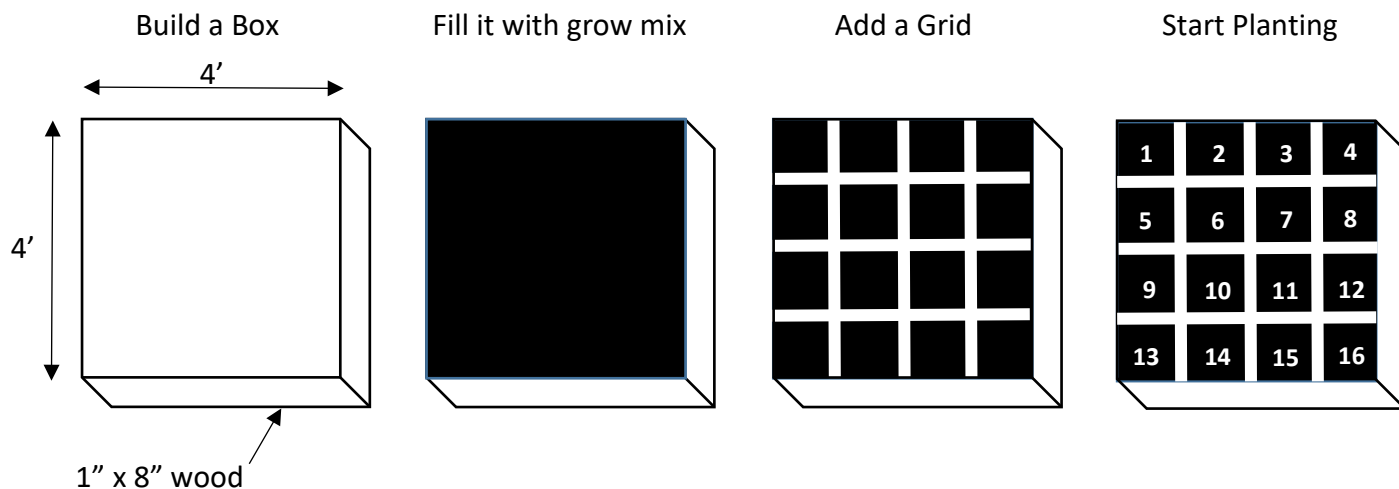
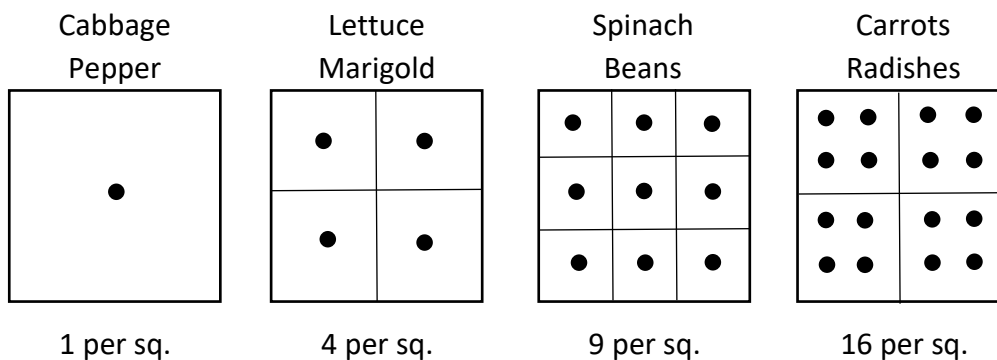


HOW TO: SQUARE FOOT GARDEN



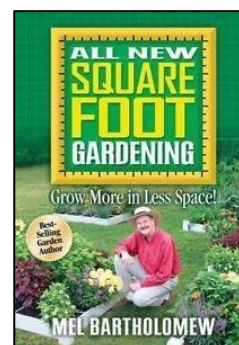
Plant Spacing in Each Square



Square Foot Gardening

FG takes only: 20% of the space
 15% of the water
 10% of the labor
 5% of the seeds
 0% of the fertilizer

Yet produces: 100% of the harvest



- Most plants grow plants in only 6 to 8 inches of growing medium.
- Growing medium: 1/3 blended compost, 1/3 peat moss, 1/3 course vermiculite.
- As you harvest, add a trowel full of blended compost to the empty square and plant your next crop.
- SFG needs no fertilizer (compost does it all).
- LITTLE TO NO WEEDS
- NO DIGGING
- NO ROTO-TILLING

Square Foot Garden courtesy of:

TEN BASICS

1. Layout	Arrange garden in squares, not rows. Layout 4' x 4' planting areas. For higher yield production, try some 4' x 8' or 12' boxes.
2. Boxes	Build bottomless boxes to hold new soil mix. Add plywood bottoms for tabletop gardens.
3. Aisles	Space boxes 3' apart to form walking aisles.
4. Soil	Fill boxes with special "Soil" mix: 1/3 blended compost, 1/3 peat moss, and 1/3 coarse vermiculite.
5. Grid	Make a square foot grid for the top of each box. A MUST!
6. Care	NEVER WALK ON YOUR GROWING SOIL. Tend your garden from the aisles.
7. Select	Plant a different flower, vegetable, or herb crop in each square foot; using 1, 4, 9, or 16 plants per square foot.
8. Plant	Conserve seeds. Plant only a pinch (2 or 3 seeds) per hole. Transplants are planted in a slight saucer-shaped depression.
9. Water	Water by hand or drip irrigation system.
10. Harvest	When you finish harvesting a square foot, add compost and replant it with a new different crop.

LOCATION



Pick an area that gets 6 – 8 hours of sunshine daily. (Most plants need this.)



Be sure it is not near trees and shrubs. (Watch for roots and shade.)



Have it as close as possible to the house. (For convenience, and protection.)



Existing soil is not really important. (Since you won't be using it.)



Area has no puddles after a heavy rain. (Drainage is important.)

What could be easier than this?

And start planting!



Square Foot Gardening Plant & Seed Spacing


Looking at the back of the seed packet...if instructions indicate "thin to"

12" spacing = 1 plant / square foot (tomato)

6" spacing = 4 plants / square foot (lettuce)

4" spacing = 9 plants / square foot (spinach, onions)

3" spacing = 16 plants / square foot (radish, carrot)




XL

1 plant per 2 square feet

Watermelon



Zucchini squash



Pumpkin



Melon

Winter squash

Summer squash


L

1 plant

Tomato



Eggplant



Broccoli



Cabbage

Cauliflower

Cucumber

Okra

Pepper

M

4 plants

Lettuce



Basil



Marigold



Corn

Parsley

Potato


Strawberry

Turnip


S

9 plants

Bush bean



Beet




Spinach



XS

16 plants

Radish



Carrot



Onions

