

Growing Strawberries in the Home Garden

UC Master Gardeners of Monterey & Santa Cruz
February 2019



University of California
Agriculture and Natural Resources

UCCE Master Gardener Program
Monterey and Santa Cruz Counties

This class covers:

- The different types of strawberries
- When, where and how to plant strawberries
- How to care for strawberry plants
- Nutrient deficiencies and pests that affect strawberries



University of California
Agriculture and Natural Resources

UCCE Master Gardener Program
Monterey and Santa Cruz Counties

Types of strawberries

- Short day: requires temperatures below 15° C (59°F) and days of less than 14 hours of light to induce flowering.
- Day neutral: Day length does not matter, produces fruit regardless.
- Everbearing: Produce a crop in spring and another in fall, and a few throughout summer.



University of California
Agriculture and Natural Resources

UCCE Master Gardener Program
Monterey and Santa Cruz Counties

Short Day Strawberry Varieties



University of California
Agriculture and Natural Resources

UCCE Master Gardener Program
Monterey and Santa Cruz Counties

Chandler

- Fruit
 - Semi Early
 - Sweet
- Planting
 - Winter
- Disease
 - Susceptible



University of California
Agriculture and Natural Resources

UCCE Master Gardener Program
Monterey and Santa Cruz Counties

Camarosa

- Fruit
 - Early
 - Excellent Flavor
 - High yield potential
- Planting
 - Winter
- Disease
 - Tolerant



University of California
Agriculture and Natural Resources

UCCE Master Gardener Program
Monterey and Santa Cruz Counties

Ventana

- Fruit
 - Similar to Camarosa
 - Larger plant yields
- Planting
 - Winter
- Disease
 - Susceptible



University of California
Agriculture and Natural Resources

UCCE Master Gardener Program
Monterey and Santa Cruz Counties

Camino Real

- Fruit
 - Similar to Camarosa
 - Darker fruit/good flavor
 - Larger plant yields
- Planting
 - Winter
- Disease
 - Susceptible
 - leaf spot
 - powdery mildew
 - Resistant
 - Verticillium
 - Phytophthora



University of California
Agriculture and Natural Resources

UCCE Master Gardener Program
Monterey and Santa Cruz Counties

Day Neutral Strawberry Varieties



University of California
Agriculture and Natural Resources

UCCE Master Gardener Program
Monterey and Santa Cruz Counties

Diamante

- Fruit
 - Large
 - Sweet
- Planting
 - Summer/Fall
- Disease
 - Resistant
 - Tolerant
 - Two Spotted Spider Mites
 - Susceptible
 - Fungal Diseases



University of California
Agriculture and Natural Resources

UCCE Master Gardener Program
Monterey and Santa Cruz Counties

Albion

- Fruit
 - The gold standard of the industry in terms of flavor
 - Dark red
 - Consistent
- Planting
 - Summer/Winter
- Resistance
 - Resistant
 - Fungal
 - Tolerant
 - Two Spotted Spider Mites



University of California
Agriculture and Natural Resources

UCCE Master Gardener Program
Monterey and Santa Cruz Counties

Aromas

- Fruit
 - Excellent Flavor
 - Large
 - High yields / Late season
- Planting
 - Summer/Fall
- Disease Resistance
 - Resistant
 - Mildew
 - Tolerant
 - Two Spotted Spider Mites



University of California
Agriculture and Natural Resources

UCCE Master Gardener Program
Monterey and Santa Cruz Counties

Monterey

- Fruit
 - Outstanding Flavor
 - Large
- Planting
 - Summer/Fall
- Disease Resistance
 - Resistant
 - Susceptible
 - powdery mildew.



University of California
Agriculture and Natural Resources

UCCE Master Gardener Program
Monterey and Santa Cruz Counties

Everbearing Strawberries


- Quinault
 - Fruit
 - Large / Soft
 - Very flavorful
 - Planting
 - Summer /Fall
 - Disease Resistance
 - Resistant
 - Susceptible
 - botrytis



University of California
Agriculture and Natural Resources

UCCE Master Gardener Program
Monterey and Santa Cruz Counties

Anatomy of a Strawberry Plant



University of California
Agriculture and Natural Resources

UCCE Master Gardener Program
Monterey and Santa Cruz Counties

Site Selection

- Choose a convenient location
- Select a location that is not heavily infested with weeds
- Strawberries will do well on a wide range of soils



University of California
Agriculture and Natural Resources

UCCE Master Gardener Program
Monterey and Santa Cruz Counties

Soil Considerations

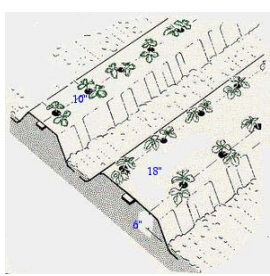
- Strawberries need well draining soil
- Adding organic matter
- Texture is an important consideration when choosing an amendment.

Soil Preparation

- Cultivate and rake.
 - Cultivate top 1" to 2"
 - Remove weeds and crop debris (roots)
- Irrigate the plot deeply.
- Cultivate the new weed seedlings.
- Plant while soil is still wet.

Bed Preparation

- Make raised beds
- Two rows of plants work well, and you can run a drip line down the middle of the bed between them.
- Orienting the beds in a north-south



Bed Preparation

- Make sure the furrows between beds are sloped enough in the direction of the rows that water drains away during rainy weather. Standing water promotes root and crown diseases.
- If you are planning to water the strawberries by flooding furrows, make the slope shallow enough that furrows can be filled with water by blocking the ends.
- If you have problems with moles or gophers, place a wire mesh barrier beneath raised beds before you plant.

Time to Plant

- Middle to late August generally is the best time to plant strawberries in all locations.
- Day-neutral cultivars also can be planted in the fall or in February and March.
- Fruit production is usually highest in the first full season after planting and declines after that.

Recommended Planting Dates for Strawberries in California

Short-Day Cultivars		
Area	Summer planting	Winter planting
Central coast	Aug. 15-Sept. 5	Oct. 15-Nov. 5
Day-Neutral Cultivars		
Area	Summer planting	Winter planting
Central coast	Sept. 25-Oct. 10	Oct. 25-Nov. 26



University of California
Agriculture and Natural Resources

UCCE Master Gardener Program
Monterey and Santa Cruz Counties

Transplanting

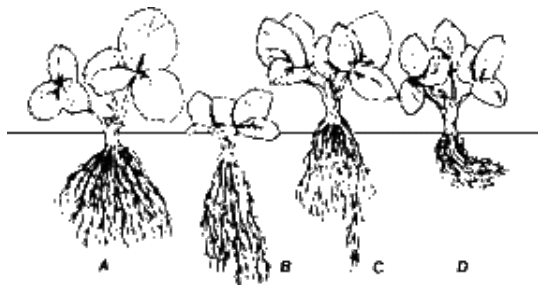
- Use a trowel to open a hole from 6 to 8 inches deep.
- Add fertilizer (slow release or organic fertilizer such as blood, feather or fish meal) and cover with an inch of soil.
- Insert plant, fill in and pack with soil.
 - Spread roots out
 - Keep growing point above soil line
- Space plants about 12 inches apart in each row with rows about 12 inches apart in two-row beds, and stagger the plants in the two rows to give them maximum growing room.
- In single-row beds, space plants about 10 inches apart.



University of California
Agriculture and Natural Resources

UCCE Master Gardener Program
Monterey and Santa Cruz Counties

Proper Transplant of Strawberries



University of California
Agriculture and Natural Resources

UCCE Master Gardener Program
Monterey and Santa Cruz Counties

A Discussion on Mulching

- Mulch with straw, sawdust, compost, wood chips, grass clippings.
- Plastic mulch in commercial agriculture.
- Purpose of color in mulch:
 - clear
 - opaque



University of California
Agriculture and Natural Resources

UCCE Master Gardener Program
Monterey and Santa Cruz Counties

Irrigation

- Overhead irrigation at first, drip irrigation later.
- Do not leave free moisture on flowers for any length of time!!
- Strawberries require 1 to 2 inches of water per week during the growing and fruiting season. Soil should remain moist at all times.



University of California
Agriculture and Natural Resources

UCCE Master Gardener Program
Monterey and Santa Cruz Counties

Fertilizing

- Slow release fertilizers.
- Addition of fertilizers six weeks after planting of strawberries.
- Broadcast ammonium nitrate, or fish, or feather, or blood meal at the rate of 0.5 lb per 100 sq. ft. and irrigate in.
- Strawberries need additional fertility through the growing season – continue to fertilize, especially with nitrogen.



University of California
Agriculture and Natural Resources

UCCE Master Gardener Program
Monterey and Santa Cruz Counties

Pruning



University of California
Agriculture and Natural Resources

UCCE Master Gardener Program
Monterey and Santa Cruz Counties

Pruning strawberries

- For best results with your garden strawberries, remove runners to encourage single plants to produce several crowns.
- During the first year of your strawberry planting, allow a few runners to form daughter plants, which can be used to replace any plants that die.
- If growth of day-neutrals is weak after they are planted, cut off the first two flower clusters that form, which increases the vigor of the plants.
- Prune off most leaves from short-day plants in the late fall after the first full year of growth.
- From day-neutrals, remove the older leaves that are turning color.
- Be sure to remove any leaves that show signs of disease. Collect all prunings and discard them well away from the planting; they can be a source of disease inoculum.



University of California
Agriculture and Natural Resources

UCCE Master Gardener Program
Monterey and Santa Cruz Counties

Harvesting

- Harvest when fully ripe or when pink to three-fourths colored. Overripe fruit is more easily damaged and decays more quickly after harvest. Leave the calyx and stem on fruit to help prolong its shelf life.
- Handle fruit carefully during harvest and discard all overripe fruit and any fruit with signs of decay
- Provide shade for fruit held in the garden, protect fruit from warm winds, and remove fruit from the garden within 1 to no more than 2 hours following harvest.



University of California
Agriculture and Natural Resources

UCCE Master Gardener Program
Monterey and Santa Cruz Counties

Rotating Plants

- **Possible rotation sequences**
- Remove old strawberry plants in late summer.
- Plant a winter crop of cauliflower, cabbage, or another crucifer.
- In spring, spread all crop residue from the crucifer over the planting area, allow it to dry and rototill it in.
- Solarize the soil in summer. (<http://ipm.ucan.edu/PMG/PESTNOTES/pn74145.html>)
- After removing plastic film at end of summer, water the treated area regularly for two months.
- Plant new strawberries in late fall or late winter.
- **Variations**
- As an alternative to steps 2 and 3, plant a winter crop of ryegrass and rototill it in with dried crucifer residue collected from another area of the garden.
- As an alternative to steps 5 and 6, follow solarization with ryegrass, rototill in spring, and plant in August.



University of California
Agriculture and Natural Resources

UCCE Master Gardener Program
Monterey and Santa Cruz Counties

Nutrient Deficiency Issues




University of California
Agriculture and Natural Resources

UCCE Master Gardener Program
Monterey and Santa Cruz Counties

Yellow Plants

- **Nitrogen**
 - plants are stunted and yellowing occurs in older, outer leaves first (mobile nutrient)
- **Iron**
 - first indications of deficiency appear in young leaves, with the development of interveinal chlorosis
- **Zinc**
 - Older leaves are vaulted downward or contorted and show interveinal chlorosis



University of California
Agriculture and Natural Resources

UCCE Master Gardener Program
Monterey and Santa Cruz Counties

Leave and Fruit Distortion

- Calcium
 - younger leaves develop tip burn
 - become cupped and distorted
 - marginal leaf yellowing
 - fruit are smaller and have a hard texture
- Boron
 - flowers are smaller, petals deformed or fail to develop
 - fruit fails to fully expand and are deformed and bumpy
 - Leaf symptoms can mimic calcium deficiency



University of California
Agriculture and Natural Resources

UCCE Master Gardener Program
Monterey and Santa Cruz Counties

Pest Issues



University of California
Agriculture and Natural Resources

UCCE Master Gardener Program
Monterey and Santa Cruz Counties

Twospotted spider mite



University of California
Agriculture and Natural Resources

UCCE Master Gardener Program
Monterey and Santa Cruz Counties

Damage of twospotted spider mite



University of California
Agriculture and Natural Resources

UCCE Master Gardener Program
Monterey and Santa Cruz Counties



University of California
Agriculture and Natural Resources

UCCE Master Gardener Program
Monterey and Santa Cruz Counties

Twospotted mite control



University of California
Agriculture and Natural Resources

UCCE Master Gardener Program
Monterey and Santa Cruz Counties

Mite Predator



University of California
Agriculture and Natural Resources

UCCE Master Gardener Program
Monterey and Santa Cruz Counties

Cultural Management of Twospotted Spider Mite

Use practices which give the plant strength and power.

1. Adequate vigor
2. Adequate water
3. Reduce dust



University of California
Agriculture and Natural Resources

UCCE Master Gardener Program
Monterey and Santa Cruz Counties

For More Information

- See the UC Davis IPM site:
- <http://ipm.ucanr.edu/PMG/GARDEN/FRUIT/strawberries.html>



University of California
Agriculture and Natural Resources

UCCE Master Gardener Program
Monterey and Santa Cruz Counties

Where to buy

- StrawberryPlants.org
 - The ONE stop for EVERYTHING related to strawberry plants and growing strawberries
 - <https://strawberryplants.org/>



University of California
Agriculture and Natural Resources

UCCE Master Gardener Program
Monterey and Santa Cruz Counties

Help Us Grow!

Our follow-up survey provides us the tools we need to grow and improve the quality of our program.



University of California
Agriculture and Natural Resources

UCCE Master Gardener Program
Monterey and Santa Cruz Counties

References

- Bolda, M. (2018). *Strawberries in California*.
- Resources, U. (2018). *Growing Berries*. [online] Ucanr.edu. Available at: <http://ucanr.edu/sites/gardenweb/berries/?uid=13&ds=466> [Accessed 15 Feb. 2018].
- Homeguides.sfgate.com. (2018). *How to Grow June Bearing Strawberries and Everbearing Strawberries*. [online] Available at: <http://homeguides.sfgate.com/grow-june-bearing-strawberries-everbearing-strawberries-75740.html> [Accessed 15 Feb. 2018].
- Lassen Canyon Nursery. (2018). *Day-Neutral | Strawberry Varieties | Lassen Canyon Nursery*. [online] Available at: <https://www.lassen-canyon-nursery.com/strawberry-varieties/> [Accessed 15 Feb. 2018].



University of California
Agriculture and Natural Resources

UCCE Master Gardener Program
Monterey and Santa Cruz Counties

References

- Strawberry, M. (2018). *Strawberry Plant: The Ultimate Guide (Updated 2018)*. [online] Strawberry Plants . org. Available at: <https://strawberryplants.org/2010/05/strawberry-plant/> [Accessed 15 Feb. 2018].
- Ipm.ucan.edu. (2018). *Managing Pests in Gardens: Fruit: Strawberries — UC IPM*. [online] Available at: <http://ipm.ucan.edu/PMG/GARDEN/FRUIT/strawberries.html> [Accessed 15 Feb. 2018].
- ANR Blogs. (2018). *The Curious Case of Yellow Strawberry Plants in Salinas*. [online] Available at: <http://ucan.edu/blogs/blogcore/postdetail.cfm?postnum=5148> [Accessed 16 Feb. 2018].



University of California
Agriculture and Natural Resources

UCCE Master Gardener Program
Monterey and Santa Cruz Counties

References

- Research.libraries.wsu.edu. (2018). *Cite a Website - Cite This For Me*. [online] Available at: https://research.libraries.wsu.edu/xmlui/bitstream/handle/2376/9254/eb0561_1965.pdf?sequence=1&isAllowed=y [Accessed 16 Feb. 2018].
- Deficiency, S. (2018). *Strawberry Boron (B) Deficiency | NC State Extension Publications*. [online] Content.ces.ncsu.edu. Available at: <https://content.ces.ncsu.edu/strawberry-boron-b-deficiency> [Accessed 16 Feb. 2018].
- Ipm.ucan.edu. (2018). *Managing Pests in Gardens: Fruit: Strawberries — UC IPM*. [online] Available at: <http://ipm.ucan.edu/PMG/GARDEN/FRUIT/strawberries.html> [Accessed 16 Feb. 2018].



University of California
Agriculture and Natural Resources

UCCE Master Gardener Program
Monterey and Santa Cruz Counties