



2015 State 4-H Record Book Evaluation County Check Sheet

NOTE: Attach check sheet to inside front cover of 4-H Record Book.

Name Kyle [REDACTED] County Santa Clara

Program Year: Starting Month & Year July, 2014 Ending Month & Year June, 2015
(Must be limited to a twelve-month period for the 2014-2015 program year.)

Birthdate: [REDACTED] Age on December 31, 2014 15

The Book must meet the following criteria before being submitted to State Evaluation:

- 4-H member is at least 14 years of age and no older than 19 years old by December 31, 2014.
- 4-H member was enrolled in the 4-H Youth Development Program during the entire program year for which the 4-H Record Book is being submitted.
- Folder/Binder:** Program year, member's name, county, 4-H club, and address included.
- Correct formatting:** 4-H Online Record Book print copy (all default print settings as defined by ORB are acceptable)

Or if handwritten or typewritten in black ink with at least 11 point font, follows these specifications:

- At least 1" margins on all sides.
- Page limitations not exceeded.
- No plastic page covers.

- State 4-H Judging Cover Page completed and with required signatures.
- Personal Development Report completed and with required signatures.
- My 4-H Story written and no more than 6 pages included.
- Projects:**
 - An Annual Project Report Form for each project completed with required signatures.
 - A Junior/Teen Leadership Development Report for each Junior/Teen Leadership reported with required signatures.
 - County Supplemental forms removed.
- Collection of 4-H Work** – Maximum of 11 pages total, including:
 - No more than 2 pages of Newspaper clippings (single sided), 2 pages of letters (single sided), 5 pages of photographs (single sided), and 2 pages of flyers/brochures maybe double sided.
- Three summary pages:** Project Leadership Citizenship
- Previous Years' Materials** removed.

COUNTY 4-H OFFICE STAFF SIGNATURE

My signature below, endorses that I have reviewed this 4-H Record Book and it meets the guidelines stated in the 2015 4-H Record Book Manual and the criteria stated above.

Name: Fe Moncloa Signature: [REDACTED] Date: 10/13/15

Kyle



**El Sereno 4-H Club
Santa Clara County**

2014-2015



Table of Contents

Section 2 - Personal Development Report	1-12
Section 3 - My 4-H Story	13-18
Section 4 - Projects (Annual Project Reports, Expression Pages and Teen Leadership Reports*)	
Clothing & Textile	19-23
Food Preservation	24-28
Foods & Nutrition/Gluten-Free *	29-38
Public Speaking *	39-45
Stills *	46-53
Record Book *	54-60
Leadership Development Report (Part 1)	61-62
All Star Ambassador	63-66
Club Co-President	67-69
Leadership Development Report (Part 3)	70-71
Section 5 - Collection of 4-H Work	
Newspaper Articles	72-73
Brochure & Flyer	74-75
Letter & Certificate	76-77
Photographs	78-82
Section 6 - Previous Years' Records	
Project Summary	83
Leadership Summary	84
Citizenship Summary	85





California 4-H Youth Development Program Personal Development Report

County: Santa Clara

Name of 4-H Club/Unit: El Sereno

Program Year: 2014-15 Total Years in 4-H: Seven
(Include years as a primary member)

Name: Kyle [REDACTED]


Birth Date: [REDACTED] Gender: Male Female

Age on December 31: 15 yrs. Grade in School: [REDACTED]
(of the program year listed above)

Address: [REDACTED]

City: [REDACTED] State: [REDACTED] Zip: [REDACTED]

Email: [REDACTED] Phone: [REDACTED]



A minimum completed club 4-H Record Book consists of the following items.

1. Section 2: Personal Development Report
2. Section 3: My 4-H Story
3. Section 4: Projects - One project report form for every project completed

Club Meetings Attended This Year	Meetings Held	Meetings Attended	Hours Attended	Percent Attended
During the current year, 80% attendance is required for any achievement rank <i>Do not include project meetings.</i>	10	10	12	100%

I have personally prepared this report and believe it to be correct.

Member's Signature: [REDACTED] Date: 6/18/15

I have personally reviewed this report and believe it to be correct.

Parent/Guardian Signature: [REDACTED] Date: 6/29/15

4-H Community Club/Unit Leader's Signature: [REDACTED] Date: 7/5/15

4-H Star Ranking

Record what you accomplished during the year. To qualify for any of the achievement rank awards, you must attend 80 percent of both the local club and the project meetings held during the year. To obtain any of the ranks, you must complete the asterisked (*) categories as a part of your total effort.

- Bronze Star:** Complete at least 5 of the 8 categories listed.
- Silver Star:** Complete at least 6 of the 8 categories listed.
- Gold Star:** Complete at least 7 of the 8 categories listed.
- Platinum Star:** Complete at least 7 of the 8 categories listed.

Star Ranks are designed to encourage members to participate in a wide variety of activities over a number of years. The bronze, silver, gold, and platinum stars build on past achievements.

Categories of Participation <i>Transfer credits from previous years to the column headed "Total From Past Years."</i>	Total Past Years	Total This Year	Total All Years	Number of Different Categories Required			
				Bronze 5 Required	Silver 6 Required	Gold 7 Required	Platinum 7 Required
1. 4-H Projects Completed	35	6	41	2*	4*	8*	12*
2. 4-H Project Skill Activities	92	12	104	4	8	15	20
3. 4-H Events Attended	106	30	136	12	25	40	60
4. Leadership Development	87	20	107	10	20	30*	40*
Junior or Teen Leader	15	6	21	(0)	(0)	(2*)	(4*)
5. Citizenship & Community Service	96	25	121	10	20*	30*	40*
6. Communication Skills	117	43	160	12*	24*	36*	48*
4-H Presentations	25	2	27	(4*)	(7*)	(10*)	(15*)
7. Honors and Recognition	89	9	98	5	10	15	20
8. Lifestyle Activities	54	8	62	10	20	30	40

* Required for Star Rank

Numbers contained within parenthesis are included in the total category number (not an extra requirement).

Star Rank

4-H Member must be currently enrolled in the 4-H Youth Development Program.

Present Rank: None Bronze Silver Gold Platinum

Rank Applying for: None Bronze Silver Gold Platinum

Approved Not Approved

4-H Club/Unit Leader's Signature

7/5/15

Date

Personal Development Report: Participation

1. 4-H Projects Completed This Year				
Star Requirements: Bronze 2, Silver 4, Gold 8, Platinum 12				
Total Past Years: <u>35</u> Total This Year: <u>6</u> Total All Years: <u>41</u>				
<i>During the current year, 80% average attendance across all projects is required for any achievement rank.</i>				
	Meetings Held	Meetings Attended	Total Hours	Percent Attended
1. Clothing & Textiles	8	8	17	100%
2. Food Preservation	5	5	15	100%
3. Foods & Nutrition/Gluten Free	10	10	19.5	100%
4. Public Speaking	5	5	12	100%
5. Stills *	9	8	18.25	100%
6. Record Book	11	11	17	100%
TOTALS	48	47	98.75	
AVERAGE			100%	100%

* Excused Absence

Include your specific involvement (attended, competed, presented) and the level of participation:

I = Individual, L = Local Club/Unit/Project, C = County/Area/District,
M = Multi-county/Section, S = State, N = National/Multi-State, G = Global

You may add lines or add a page for each category, if needed.

2. 4-H Project Skill Activities				
Star Requirements: Bronze 4, Silver 8, Gold 15, Platinum 20				
Total Past Years: <u>92</u> Total This Year: <u>12</u> Total All Years: <u>104</u>				
Date	Hours	Level	Activity Title & Brief Description	Location
7/14	.5	S	California State Fair – Exhibited 6 entries of Food Preservation at the California Kidz Kitchen for judging	Sacramento, CA
8/14	.5	C	SCC Fair – Exhibited 15 entries from my Stills Project at the SCC Fair for judging	San Jose, CA
8/14	.5	C	SCC Fair – Exhibited 7 entries of Food Preservation at the SCC Fair for judging	San Jose, CA
8/14	.25	C	SCC Fair – Exhibited my record book at the SCC Fair for judging	San Jose, CA
8/14	.25	L	Record Book - Submitted my record book for Club Judging	San Jose, CA
9/14	.25	C	Record Book - Submitted my record book for County Judging	San Jose, CA
10/14	1.5	L	Window Display at local business during 4-H week	San Jose, CA
11/14	.25	S	Record Book - Submitted my record book for State Judging	Davis, CA

Personal Development Report: Participation

Include your specific involvement (attended, competed, presented) and the level of participation:
I = Individual, **L** = Local Club/Unit/Project, **C** = County/Area/District,
M = Multi-county/Section, **S** = State, **N** = National/Multi-State, **G** = Global
You may add lines or add a page for each category, if needed.

2. 4-H Project Skill Activities – Continued

Date	Hours	Level	Activity Title & Brief Description	Location
1/31/15	.25	C	Presentation Day Workshop – Gave a Demonstration to show the 4Hers how to do one	San Jose, CA
5/16/15	.5	L	Made & exhibited Project Boards for Stills, Public Speaking, and Record Book projects	San Jose, CA
5/19/15	.5	L	Judging Contest on Spices at our Foods & Nutrition/Gluten Free project meeting.	San Jose, CA
Project Skill Activities Outside of 4-H (List up to two significant project skill activities)				
2/15	1	I	Leland High School – Exhibited hand-sewn stuffed animal	San Jose, CA
Total Number:				12

3. 4-H Events Attended

Star Requirements: Bronze 12, Silver 25, Gold 40, Platinum 60

Total Past Years: 106

Total This Year: 30

Total All Years: 136

Date	Hours	Level	Event Title	Location
7/12/14	3	S	California State Fair	Sacramento, CA
7/30/14	3	C	All Star Fair Dance	San Jose, CA
8/1-4/14	10	C	Santa Clara County Youth Fair	San Jose, CA
8/2/13	3	C	4-H & FFA Awards Night	San Jose, CA
8/14-17/14	30	S	State Leadership Conference 2014	Santa Cruz, CA
9/9/14	2	C	4-H/NASA Rocket to the Rescue Training	San Jose, CA
10/4/14	6	C	4-H Mega Field Day	San Jose, CA
10/11/14	3	C	SCC 4-H Executive Officer Training	San Jose, CA
10/14/14	2	C	4-H County Council Meeting as a Member	San Jose, CA
10/16/14	1	L	Club Halloween Party	San Jose, CA
10/24/14	6	C	All Star Halloween Dance	San Jose, CA
11/14/14	2	L	County Achievement Night	San Jose, CA
11/20/14	1	L	Club Thanksgiving Potluck	San Jose, CA
12/9/14	2	C	4-H County Council Meeting as a Member	San Jose, CA

Personal Development Report: Participation

Include your specific involvement (attended, competed, presented) and the level of participation:

I = Individual, L = Local Club/Unit/Project, C = County/Area/District,
 M = Multi-county/Section, S = State, N = National/Multi-State, G = Global
 You may add lines or add a page for each category, if needed.

3. 4-H Events Attended – Continued

Date	Hours	Level	Event Title	Location
12/13/14	6	C	All Star Winter Ball	San Jose, CA
12/18/14	1	L	Club Christmas Party	San Jose, CA
1/23-25/15	12	M	Create-A-Leader Conference 2015	Petaluma, CA
1/31/15	2	C	Presentation Day Workshop	San Jose, CA
2/10/15	2	C	4-H County Council Meeting as a Member	San Jose, CA
2/20-22/15	12	C	Leadership Over Night Conference 2015	Saratoga, CA
3/29/15	5	M	Color Me Green 5K Run	Hanford, CA
4/15/15	2	C	4-H County Council Meeting as a Member	San Jose, CA
4/25/15	8	C	Monterey Bay Aquarium All Star Event	Monterey, CA
5/2/15	5	C	SCC Fashion Revue	San Jose, CA
5/16/15	1	M	North-Central Sectional Meeting as a Member	Woodland, CA
5/25/15	1.5	C	El Sereno Memorial Day Observation Parade	Saratoga, CA
5/30/15	9	S	State 4-H Field Day	UC Davis
6/6/15	3	C	2014-15 All Star Banquet	San Jose, CA
6/11/15	1	M	Kings District Fair	Hanford, CA
6/17/15	3	L	Club End of the Year Party	San Jose, CA
Total Number:				30

4. 4-H Leadership Development

Star Requirements: Bronze 10, Silver 20, Gold 30, Platinum 40

Total Past Years: 87

Total This Year: 20

Total All Years: 107

Required: Junior/Teen Leader Development Report

Total Past Years: 15 Total This Year: 6 Total All Years: 21

Gold = 2 Platinum = 4

Met Requirement YES NO

Date	Hours	Level	Leadership Activity	Location
2014-15	24	L	President – El Sereno 4-H Club	San Jose, CA
2014-15	232	C	Santa Clara Co. All Star	Santa Clara Co.
2014-15	32	M	Create-A-Leader Staff	Petaluma, CA
2014-15	80	C	4-H Camp Staff	Pescadero, CA

Personal Development Report: Participation

Include your specific involvement (attended, competed, presented) and the level of participation:

I = Individual, **L** = Local Club/Unit/Project, **C** = County/Area/District,

M = Multi-county/Section, **S** = State, **N** = National/Multi-State, **G** = Global

You may add lines or add a page for each category, if needed.

4. 4-H Leadership Development – Continued

Date	Hours	Level	Leadership Activity	Location
10/11/14	3	C	Club Officer Training led by the SCC 4-H County Office	San Jose, CA
10/15/14	2	L	Club Halloween Party	San Jose, CA
11/19/14	1.5	L	Club Thanksgiving Potluck Committee	San Jose, CA
1/17/15	10	C	Presentation Day Workshop Committee	San Jose, CA
1/2015	30	C	Service Learning Project on Water Conservation for 4-H Clubs and Santa Clara County Community	San Jose, CA
3/18/15	.5	L	Club Meeting Clean Up Committee	San Jose, CA
3/29/15	6	M	Worked with the Committee at the Color Me Green 5K with set-up, registration and clean-up	Hanford, CA
5/2/15	25	C	Fashion Revue Co-Chairman	San Jose, CA
5/2/15	.25	C	Served as a Judge for Clover Competition at Fashion Revue	San Jose, CA
5/30/15	28	S	State Fashion Revue Committee	California
6/17/15	2	L	Year End Club Pool Party Committee	San Jose, CA
2014-15	19.5	L	Teen Leader – Foods & Nutrition/ Gluten-Free	San Jose, CA
2014-15	12	L	Teen Leader – Public Speaking	San Jose, CA
2014-15	17	L	Teen Leader – Record Books	San Jose, CA
2014-15	18.25	L	Teen Leader – Stills	San Jose, CA
Leadership Development Outside of 4-H (List up to two significant leadership activities)				
1/31/15	3	I	Mentored an Autistic child to see if he would be prepared to join 4H	San Jose, CA
Total Number:				20

Personal Development Report: Participation

Include your specific involvement (attended, competed, presented, etc.) and the level of participation:
I = Individual, **L** = Local Club/Unit/Project, **C** = County/Area/District,
M = Multi-county/Section, **S** = State, **N** = National/Multi-State, **G** = Global
You may add lines or add a page for each category, if needed.

5. 4-H Citizenship & Community Service

Star Requirements: Bronze 10, Silver 20, Gold 30, Platinum 40

Total Past Years: 96

Total This Year: 25

Total All Years: 121

Date	Hours	Level	Citizenship Activity	Location
7/17/14	3	L	Made & donated 25 "Back-to-School" cards for My New Red Shoes gift bags	San Jose, CA
8/2/14	.25	S	Donated food preservations jars to Master Food Preservers	Sacramento, CA
8/2/14	1	L	Collected and donated children's books for underprivileged children	San Jose, CA
8/5/14	1	L	Donated school supplies to foster children in Santa Clara County	San Jose, CA
9/28/14	2	L	Donated clothes from my closet to the rescue mission	San Jose, CA
11/14/14	1.5	L	Shopped & donated Coats for "Coats for Kids"	San Jose, CA
11/19/14	1	L	Collected & donated Non-perishable food for Thanksgiving Dinners for Second Harvest Food Bank in Santa Clara County	San Jose, CA
12/15/14	1	L	Collected & donated to "Toys for Tots"	San Jose, CA
12/17/14	1	L	Collected & donated Non-perishable food for Christmas Meals for Second Harvest Food Bank in Santa Clara County	San Jose, CA
12/20/14	1	L	Purchased & donated toys & clothes for toddler on "Giving Tree"	San Jose, CA
12/21/14	1.5	L	Donated Food Preservation to Soup Kitchen to make sandwiches for Homeless	Hanford, CA
12/22/14	1	M	Donated Jams & Jellies for Silent Auction basket to Habitat for Humanity Fund Raiser	Hanford, CA
1/15 – 6/15	18	I	Researched, created & distributed Water Conservation flyer to Santa Clara Residents – Service Learning Project	Santa Clara County
3/7/15	1	C	Collected & donated pajamas for foster children in Santa Clara County	San Jose, CA
4/18/15	1	M	Worked with members from Stills project, collected items for a silent auction basket. Proceeds went to medical expenses for 4-H alumni after a life threaten accident	Hanford, CA

Personal Development Report: Participation

Include your specific involvement (attended, competed, presented, etc.) and the level of participation:

I = Individual, **L** = Local Club/Unit/Project, **C** = County/Area/District,
M = Multi-county/Section, **S** = State, **N** = National/Multi-State, **G** = Global

You may add lines or add a page for each category, if needed.

5. 4-H Citizenship & Community Service – Continued

Date	Hours	Level	Citizenship Activity	Location
4/25/15	1	C	Collected & donated shoes for foster children in Santa Clara County	San Jose, CA
5/14/15	4	C	Donated a Homemade Wishing Well planter and worked with El Sereno Club to donate plants for a silent auction item. Proceeds went to the Clover Foundation of Santa Clara County which supports the 4-H programs.	San Jose, CA
5/24/15	3	L	Made 25 wreaths to place on plots for our Veterans at Saratoga Cemetery.	Saratoga, CA
5/30/15	2	S	Made & donated 15 pillowcases for "Fashion It Pillowcases" for foster children – SFR Project	Davis, CA
5/30/15	2	S	Made & donated 50 Hats for "Hats for the Hopeful" for cancer patients-SFR Project	UC Davis
5/30/15	1	S	Donated Non-perishable food to "The Pantry" at UC Davis during State Field Day	Davis, CA
6/19/15	.5	C	Collected & donated clothes for foster children in Santa Clara County	San Jose, CA
6/29/15	.5	C	Made & donated 25 blankets for burned victims at a local San Jose Fire Station – FR service project	San Jose, CA
Citizenship/Community Service Outside of 4-H (<i>List up to two significant citizenship activities</i>)				
7/14 – 6/15	45	L	Lawn care for elderly woman (including mowing lawn, pulling weeds, planting flowers, shrubs and fixing sprinklers). Also washed windows and helped with odd jobs around her home.	San Jose, CA
4/18/15	4	I	Volunteered at the LHS Baseball Battling Cancer tournament working in Snack Shack, Field Set-up, and Front Gate	San Jose, CA
Total Number:				25

Personal Development Report: Participation

Include your specific involvement (attended, competed, presented, etc.) and the level of participation:

I = Individual, **L** = Local Club/Unit/Project, **C** = County/Area/District,
M = Multi-county/Section, **S** = State, **N** = National/Multi-State, **G** = Global
You may add lines or add a page for each category, if needed.

6. 4-H Communication Skills

Star Requirements: Bronze 12, Silver 24, Gold 36, Platinum 48

Total Past Years: 117 Total This Year: 43 Total All Years: 160

Required: 4-H Presentations Total Past Years: 25 Total This Year: 2 Total All Years: 27

Bronze = 4 Silver = 7 Gold = 10 Platinum = 15 Met Requirement YES NO

Date	Hours	Level	Communication Activity	Location
7/14 – 6/15	1	C	Led the flag salute & 4-H Pledge at the 4-H County Council Meeting each month	San Jose, CA
8/14	.5	L	El Sereno Newsletter – Enrollment Picnic	San Jose, CA
8/14	.5	L	El Sereno Newsletter – Santa Clara & State 4H Fashion Revue	San Jose, CA
8/14	.5	C	Timely Topic – State 4-H Field Day	San Jose, CA
9/17/14	.05	L	Prepared Talk – Club Meeting – 4-H Mega Field Day	San Jose, CA
9/14	.5	C	Timely Topic – Santa Clara & State 4H Fashion Revue	San Jose, CA
10/4/14	2	C	Representing 4-H at Mega Field Days with “Rockets to the Rescue” booth. Educated over 200 visitors.	San Jose, CA
10/14	.5	L	El Sereno Newsletter – Halloween Dance	San Jose, CA
10/14	.5	L	El Sereno Newsletter – SCC 4-H Fashion Revue	San Jose, CA
10/14	.5	C	Timely Topic – Halloween Dance	San Jose, CA
10/15/14	.05	L	Prepared Talk – Club Meeting – CAL Conference	San Jose, CA
10/15/14	.05	L	Prepared Talk – Club Meeting – County Achievement Night	San Jose, CA
11/14	.5	L	El Sereno Newsletter – Winter Dance	San Jose, CA
11/14	.5	L	El Sereno Newsletter – Santa Clara & State 4H Fashion Revue	San Jose, CA
11/19/14	.05	L	Prepared Talk – Club Meeting – CAL Conference	San Jose, CA
1/15	.5	L	El Sereno Newsletter – Presentation Day	San Jose, CA
1/15	.5	L	El Sereno Newsletter – Public Speaking Project	San Jose, CA
1/15	.5	L	El Sereno Newsletter – Record Book Project	San Jose, CA
1/21/15	.05	L	Prepared Talk – Club Meeting – CAL Conference	San Jose, CA

** Indicates Presentation Given

Personal Development Report: Participation

Include your specific involvement (attended, competed, presented, etc.) and the level of participation:

I = Individual, L = Local Club/Unit/Project, C = County/Area/District,

M = Multi-county/Section, S = State, N = National/Multi-State, G = Global

You may add lines or add a page for each category, if needed.

6. 4-H Communication Skills – Continued

Date	Hours	Level	Communication Activity	Location
1/21/15	.05	L	Prepared Talk – Club Meeting – Fashion Revue	San Jose, CA
1/21/15	.10	C	**Presentation – How to Brush your Teeth	San Jose, CA
1/31/15	.25	C	**Presentation – How to Swing Dance	San Jose, CA
2/15	.5	L	El Sereno Newsletter –State Community Service Project	San Jose, CA
2/15	.5	L	El Sereno Newsletter – L.O.N. Conference	San Jose, CA
2/15	.5	L	El Sereno Newsletter – Presentation Day	San Jose, CA
2/15	.5	L	El Sereno Newsletter – SCC 4H Fashion Revue	San Jose, CA
2/17/15	.05	L	Prepared Talk – Club Meeting – Presentation Day	San Jose, CA
2/17/15	.05	L	Prepared Talk – Club Meeting – SCC 4-H Fashion Revue	San Jose, CA
3/15	.5	L	El Sereno Newsletter –State Community Service Projects	San Jose, CA
4/15	.5	L	El Sereno Newsletter – GALA	San Jose, CA
4/15	.5	L	El Sereno Newsletter – 4H State Leadership Conference	San Jose, CA
4/15	.5	L	El Sereno Newsletter – Monterey Bay Aquarium	San Jose, CA
4/15	.5	L	El Sereno Newsletter – Record Books	San Jose, CA
4/15	.5	L	El Sereno Newsletter – Service Projects	San Jose, CA
4/15/15	.05	L	Prepared Talk – Club Meeting – SCC 4-H Fashion Revue	San Jose, CA
4/15/15	.05	L	Prepared Talk – Club Meeting – State Field Day	San Jose, CA
5/15	.5	L	El Sereno Newsletter – Record Books/State Record Books	San Jose, CA
5/20/15	.05	L	Prepared Talk – Club Meeting – 4-H Summer Camp	San Jose, CA
6/15	.5	L	El Sereno Newsletter – Record Books	San Jose, CA

** Indicates Presentation Given

Personal Development Report: Participation

Include your specific involvement (attended, competed, presented, etc.) and the level of participation:
I = Individual, **L** = Local Club/Unit/Project, **C** = County/Area/District,
M = Multi-county/Section, **S** = State, **N** = National/Multi-State, **G** = Global
You may add lines or add a page for each category, if needed.

6. 4-H Communication Skills – Continued

Date	Hours	Level	Communication Activity	Location
6/15	.5	L	El Sereno Newsletter –State Field Day	San Jose, CA
6/15	.5	L	El Sereno Newsletter –Fairs are Coming!	San Jose, CA
Communication Development Outside of 4-H (List up to two significant communication activities)				
12/12/14	.25	I	Prepared Talk – How to administer CPR	San Jose, CA
3/6/14	.33	I	Prepared Talk – What are the benefits to playing sports during High School	San Jose, CA
Total Number:				43

** Indicates Presentation Given

7. 4-H Honors/Recognition

Star Requirements: Bronze 5, Silver 10, Gold 15, Platinum 20

Total Past Years: 89

Total This Year: 9

Total All Years: 98

Date	Hours	Level	Honor or Recognition	Location
7/19/14	.05	S	Best of Class at California State Fair for Triple Berry Jam	Sacramento, CA
8/2/14	.05	C	Best of Division at SCC Youth Fair for Triple Berry Jam	San Jose, CA
8/2/14	.05	C	Best of Division at SCC Youth Fair in Home Furnishings	San Jose, CA
11/14/14	.05	C	County 4-H Record Book Award – Medalist	San Jose, CA
11/14	.05	S	State 4-H Record Book Award – Winner	Davis, CA
2/19/15	.05	L	Club Award - 100% Club Attendance	San Jose, CA
2/19/15	.05	L	Club 4-H Record Book Award – Medalist	San Jose, CA
Honors and Recognition Outside of 4-H (List up to two significant honors)				
6/2/15	.05	I	Honor Roll – 2 nd Semester	San Jose, CA
6/29/15	1	I	Received a 98% on Driving Test and received my Drivers License	San Jose, CA
Total Number:				9

Personal Development Report: Participation

Include your specific involvement (attended, competed, presented, etc.) and the level of participation:

I = Individual, L = Local Club/Unit/Project, C = County/Area/District,
M = Multi-county/Section, S = State, N = National/Multi-State, G = Global

You may add lines or add a page for each category, if needed.

8. Lifestyle Activities

Star Requirements: Bronze 10, Silver 20, Gold 30, Platinum 40

Total Past Years: 54

Total This Year: 8

Total All Years: 62

Date	Hours	Level	Activity or Organization	Location
6/2015	40	I	Blossom Valley Summer Camp – Student	San Jose, CA
6/2015	28	I	Cesario Baseball Camp – Student	San Jose, CA
2014/15	12	I	██████████ Gifted and Talented Education Student Club – Member	San Jose, CA
2014/15	135	I	Almaden Valley Mountain Bike Club	San Jose, CA
2014/15	100	I	AV Go Kart Racing Club	San Jose, CA
2014/15	104	I	Shepherd of the Valley Lutheran Church and Sunday School - Member	San Jose, CA
11/14 – 5/15	125	I	██████████ JV Baseball Team	San Jose, CA
6/22-28/15	48	C	4-H Summer Camp	Pescadero, CA
Total Number:				8

My 4-H Story

Seven years ago, my Mom took me to this meeting; I really did not want to go, but I went to make her happy. By the time we left this meeting, I knew there was something special about the 4-H program and wanted to be a part of it. I wasn't really sure what 4-H was, but I knew I wanted to know more. I joined the El Sereno 4-H Club that night. By the end of that year, I had set goals for myself. I wanted to be what everyone was calling an "All-Star". It wasn't until I got a little older that I realized what exactly an All-Star was and how important it was for me to reach that goal. My name is Kyle [REDACTED] and I just completed my 7th year in 4-H. I am a Junior at [REDACTED] where I am handling a full schedule with A.P. classes. I have been an active member of my high schools baseball team and was captain of the team this past year. I have a brother, Dustin, who is also an active member of El Sereno 4-H. My parents are Todd and Sandi. My mom is a 4-H alumni, a leader for many 4-H projects, and Co-Community Leader for our club. My dad is one of our biggest supporters and attends many of our events. I am also very active outside of 4-H. If I am not studying for my classes, you can find me out on a baseball field (for either my high school team or travel ball team), riding my mountain bike, playing soccer in the backyard with my brother, fishing with my dad, riding my go-kart, hanging out with my friends, or now working on the truck that I just purchased.

This year I reached a goal that I set the first year I started 4-H. I was privileged to be selected as part of the 2014-2015 Santa Clara County All-Star team. Even though it was a lot of work I was happy that I was able to be a part of this amazing team. My team and I were able to plan many successful events throughout the year including: dances, awards ceremonies, installations of club officers, and so much more. We were lucky to have Holly [REDACTED] and Robert [REDACTED] as our All-Star advisors and they were one of the main reasons why we were able to have such a great year. We decided at our first meeting that we wanted to be known as "The Fantastic Four" (The "Thing" aka myself; "Mr. Fantastic" aka Cami, "Human Torch" aka Becca and "Invisible Woman" aka James; "Silver Surfer" aka Holly; and "Doctor Doom" aka Robert). We put on three dances: the Fair dance, Halloween dance, and finally our Winter Ball. One of our goals this year was to get more teenagers to attend the events. I believe with the dances we planned and with the attendance, we definitely accomplished our goal. Another goal we had, as a group, was to break the age gap. Even though there wasn't a lot we could do with it, we tried as much as we could to make sure all ages could come to every event. We also planned events that got older 4-Hers mingling with the younger 4-Hers. By the end of the first dance we planned, we had older 4-H members dancing with the younger 4-H members. We were thanked many times by both 4-Hers and parents for making sure that everyone was always included. We participated in an outreach to get more members of all ages, but focused on 12-14 year olds where Santa Clara County is lacking. As All-Stars, we had our own booth at the Mega Field Day at Emma Prusch Farms. We talked to families that might be interested in joining a 4-H Club. There were a number of families that had no idea what 4-H was, or that Santa Clara County even had a 4-H program. I also worked in the Santa Clara 4-H County booth. While in this booth, we showed families "Rockets to the Rescue" from the National Youth Science

Day program. It was very rewarding to see the kids' faces when the rocket shot across the grass. Our All Star team was very fortunate to receive 100 free tickets into Monterey Bay Aquarium (thanks to Robert). We scheduled a 4-H day at the aquarium in April. The tickets were given by on a first come, first serve basis, and the tickets were gone within 24 hours of the announcement email. Families that were not able to get a ticket through the All-Star team were still able to join us by purchasing a ticket to the aquarium. We had over 125 people in attendance that day. We asked everyone that was attending to wear something 4-H related. It was amazing to see all of the 4-H hats, shirts, sweatshirts, etc walking all over the aquarium. What really impressed me were the people that would strike up a conversation with us about the years that they were in 4-H. I talked to one lady that was in 4-H about 55 years ago. She actually thanked us for putting on this event so she could take a walk down memory lane. At the beginning of our All-Star year we also preformed Club installations. We were supposed to come up with catchy, "candy" puns for each of the officer positions. Sometimes, it was hard to find the candy that we needed for a particular position. Some of the candy I had never even heard of! We also did the awards ceremonies for the Santa Clara County Youth Fair and County Achievement Night; both were a lot of fun.

The biggest event we planned was a three day weekend leadership conference called LON (Leadership-Over-Night) at the end of February. We started planning this event shortly after we were named All-Stars. We had to get a staff and plan a schedule for every minute of the day. We also had to gather up speakers for each of the sessions we were going to do. We asked many 4-H alumni's to help us out with the workshops. They were all more than eager to do a workshop for us. We were very lucky to snatch Mary [REDACTED] who runs her own non-profit organization (Operation Freedom Paws) that gives service dogs to Veterans. She even brought one of her dogs "CJ". She was an amazing speaker. Overall my All-Star Year was a great opportunity and taught me so much about myself. I now know that I can work under pressure, and I can work with a team or by myself (if needed) to get the job done; I learned how to set deadlines and meet them, to be a role model to the younger 4-H members in my Club, County, Section and, even, State! These are all skills I'm going to need when I apply for State Ambassador (another goal I have set for myself).

This year I was intrigued with a new event that the State office was advertising (Color Me Green 5K Run). I really wanted to learn more about this event. I talked to an All-Star in Kings County that was putting on this event. I decided to go to their event and do what I could do to find out more of the ins and outs of running a large event. I worked with the King County All-Star group during the event and even participated in the run. I walked away that day with a new goal. I would like to run a "Color Me Green" 5K in Santa Clara County. I will be presenting this idea to the County office and the Santa Clara County Council as my Emerald Star project. My hopes are to make this an annual event and a fund raiser for the Santa Clara County Council. Stay tuned for the outcome next year!

4-H continues to give me opportunities to learn valuable skills: Character, Caring, Confidence, Connections, Competence, and Contribution as well as Leadership, Public Speaking, Responsibility, Commitment, and Humility. Being a Teen Leader is another important role in my 4-H career. You need to teach by example and guide the younger members and help them to learn

some of the same skills you are learning at the same time. For five years now, I have attended the North-Central Section – Creating-A-Leader Conference. This year at the CAL Conference, I was part of the Staff Team. We had many meetings to plan the entire weekend full of Leadership Workshops, ice breaker games, recreation, activities, a dance and so much more. The conference was a huge success because we all worked together. I was, also, fortunate to attend the State Leadership Conference at UC Santa Cruz last summer. This conference allowed me the opportunity to network with other members, leaders, and volunteers from all over the state of California. In all three of these conferences, I continue to learn skills to become an effective leader not only in my club, but my county and surrounding communities. I believe by utilizing these skills I am giving back in a small way to the younger members of 4-H, the same way the older members helped me when I first started out in 4-H. I would like to continue to serve as a role model and, possibly, be an inspiration to all members of 4-H.

I took six on projects; Clothing & Textiles, Food Preservation, Foods & Nutrition/Gluten-Free, Public Speaking, Stills, and Record Book this year. I was the Teen Leader for four of those projects; Stills, Foods & Nutrition/Gluten-Free, Public Speaking and Record Book.

I continue to be a part of the Clothing and Textiles project, but have not been able to find the time it takes for making an outfit. There has been a project that I have wanted to complete for a few years now. I wanted to take some of my California State Fair ribbons from both the Kidz Kitchen and Youth Arts and make an “Award Ribbon Pillow”. This was not as easy as I thought it was going to be. I worked with several adhesives to find the one that would work the best with the ribbons. I ended up using a fusible tape to keep the ribbons stationary while I sewed them together. I made my own pattern to complete the pillow. I am really excited with the outcome of this project. I am even thinking of entering it into the State Fair next year. One thing that I started doing during the past couple of years was going through my clothes to see what I have outgrown or no longer wear. I started taking these to the local rescue mission. Now, my entire family does the same thing twice a year. I am still a vital part of our County Fashion Revue and State Fashion Revue Committee. During our County Fashion Revue, I wanted to have a community service project. I worked on getting fleece donated and sewed 25 blankets. We had these blankets on tables and during the participant’s down-time; we had them cut strips for fringe to finish off the blankets. I, then, took them to a local Fire Station to be used for fire victims. I was also given twenty containers of thousands of beads. I came up with the idea to have workshops at both County and State Fashion Revue for participants to make bracelets. This was a huge success at both events. Over the past few years I have been able to be more hands on activities with the participants on the days of both competitions. I have found this to be a very rewarding experience for myself and for the members. This year, the State Fashion Revue Committee wanted to have some type of photo booth. During the meeting, I texted a 4-H alumni who happened to have one made for her wedding (she also lives in Sacramento). We had planned on using it, but instead worked with my Grandfather to make one that would come apart easily. This worked out great and the contestants really seemed to like it.

Food Preservation has always been one of my favorite projects. Each year I try to improve my skills with each recipe. I continue to enter preserves in the California State Fair, as well as the Santa Clara County Youth Fair. In both fairs, I received top honors for my Triple Berry Jam. This is one of my favorite jams as well. Each year, I try to use recipes containing fruits and vegetables that are in season so I know they are fresh and will taste good in my preserves.

In Foods & Nutrition/Gluten-Free, Public Speaking and Stills; we had all new members in each of these projects. Sometimes it is fun and exciting to start fresh with these projects as you can go back and do some of your favorite projects from previous years. In Foods & Nutrition we continue to focus on "Gluten-Free" ingredients. One of the best meetings was a taste test of different pancakes we had made using gluten-free ingredients. During the meetings, I continue to stress the importance of safety in preparing the food and using the tools in the kitchen. It has become extremely important to focus on cross contamination, due to the fact that one of our members has Celiac Disease and cannot have gluten. I have found myself researching Celiac Disease and Gluten-Free every chance I get. The two food items this member misses the most is really good bread and pasta. Together we have been researching different sites to find good recipes for both of the items. We will be incorporating that into one of our meetings next year. The Public Speaking group was very eager to learn everything they could. It was great to see each of them go all the way to the State level. Another goal that I had set for myself this year was to take my presentation all the way to the State level. Unfortunately, I was unable to reach this goal. I had my presentation ready to go and was very excited, but two days before our County event we had a family emergency. As a family, we decided it was best not to participate in Presentation Day this year. I look forward to revisiting and reaching this goal as I have my presentation ready to go. I am sure at this point you are asking "What is Stills?". Stills is a project in our County that will allow you to work with any type of medium. One meeting can focus on ceramics, the next on photography, then, maybe, woodworking, gardening and even painting on gourds. This year, in Stills, at our first meeting we worked on canvas art again. But, this time the members were able to select the technique (paint, sharpie, etc) that they were interested in. We realized that since there is a huge age difference between some of the members, the best way to have the Stills meetings is to have one main project, but we give them the option of which technique they would like to do. We usually select an easy, moderate and difficult method, but using one main item (for example, the canvas). This really seemed to work out well with the group. One of our members brought their brother (who is autistic) to one of the meetings. I convinced the Mom to let him stay for the meeting. I worked with him during the ice breaker games and the project. After the meeting, the Mom was very pleased that he was attentive during the meeting. I am working with her to have Chase join 4-H. I told her that I would work as his mentor in any of the projects that I am Teen Leader for. She is going to bring him to our Club Picnic so we can chat. I am really excited about this!

This year we started a new project in our club, Record Book. Our club used to have a huge amount of record books turned in every year. Over the past few years, these numbers have dropped drastically. I took on the role of Teen Leader, in the hopes of having our members work with us to complete their books. Unfortunately, we did not get the response that I was hoping for. Members only came now and then to the meetings. I do not believe we were able to increase the numbers this

year, but we will continue to reach out to all of our members. I am researching how other clubs entice their members to complete a record book. I already have a couple of ideas that I plan on incorporating into our project. I have set a goal of having 15 record books turned in by members of our club next year. I plan on making this project a success. I believe that keeping your record book is an extremely important part of your 4-H career. My hopes is that the other members will soon understand how valuable record book keeping can be.

I took the lead again on the Presentation Day Workshop. We began the morning with small ice breaker games. Then, we discussed all of the different types of presentations that can be given at 4-H Presentation Day. We went through the mechanics of each presentation. I was able to get a couple of members to give an example of an Interpretive Reading and a Demonstration. The members broke up into three groups and prepared a short presentation with poster boards. We had approximately 35 attendees. Next year, I would like to run a "Workshop Day". This would consist of workshops on Record Books, Presentation Day, Fashion Revue and, possibly, working with the Favorite Foods Day committee to bring them into the workshop day as well. With the new manuals coming out for both Record Books and Presentations, this is a perfect time to have this event.

I was on the Santa Clara County 4-H Camp Staff, again, this year. We started having meetings early in the year to plan the "event of the year"! There were a lot of changes this year with a new regime of adult leaders, youth directors and staff members. With all of these changes and some new rules, we were able to make this event memorable for all of the 4-Hers. I remember being nervous and scared during my first camp experience. A member of the Staff took me under his wing and made sure I had a great time. This has always stuck with me when going to camp. I could have had a miserable time, as I really did not know anyone. This year, my goal was to make sure every 4-Her was hanging out with someone. If I saw someone by themselves, I made a point to go over and talk to them. I would introduce them to other 4-Hers and make sure they were having a good time. A goal I have before the end of my 4-H career is to be the youth director of camp. Being part of the Executive Board is another significant role to me. This year I was Co-President of my club. I went to the Executive Board meeting every month and would facilitate the club meeting every other month. On my off months, I would go back with the Clovers and do an activity. I really enjoy working with the Clovers. We seem to have a lot of new Clovers this year, and they are all eager to learn. One obstacle, that we have always struggled with as a club, is how to keep the members engaged during the meetings. During the Executive Board meeting, I suggested moving the recreation and baking contest portion of the meeting so the Clovers are present. We have also incorporated a couple of fun events like an ice cream social and a build your own sundae bar. We are still working on ways to get the members of our club more involved, not only at the club level, but at the county, sectional and state levels as well.

There is a saying, "it is better to give than to receive", I believe this saying is very fitting for myself and for 4-H. I work very hard to give back to the community that I live in. I am very fortunate to have a supportive family, friends, and leaders to stand by me when times are tough. There are so many people in the world today that cannot say the same. I continue to donate to Foster Children in Santa Clara County through the Sleep Train charitable programs, whether it is for

school supplies, shoes, pajamas, etc. This year, I sent emails to all 4-Hers to try to get them to donate the same items. We would collect them and deliver all of the items to a local Sleep Train bin. The employees at Sleep Train were very appreciative every time we came to drop off the bags of items. I donated my jams and jellies to the Soup Kitchen again this year so they could make sandwiches for the homeless. I, also, handed out some of the hats that we made to the homeless at that same time. Our Foods & Nutrition project, along with our Club, took a collection of non-perishable food to the Second Harvest Food Bank during both the Thanksgiving and Christmas holiday. Christmas is my favorite time of year. I can't help but think of those that are less fortunate. This year I took a tag off of the "Giving Tree" and purchased presents for a toddler. I had so much fun shopping for a child that might now have a better holiday.

California is currently facing one of the most severe droughts on record. In January, Governor Brown declared a State of Emergency for our state due to the drought. Over half of the state is considered to be in the most dire category, "extreme drought", and 97% of the state is in some form of drought. Realizing how crucial water is not only to our state, but especially to the farmers in California, I wanted to do something to educate my generation on saving water. I researched tips on saving water in the home. I developed a flyer with these tips and then took them to schools, businesses and clubs. I realized that the younger generation did not understand how bad the water situation is in California. After talking to them, they recognized how important it is for everyone to do their part in conserving water. Something I learned while working on this project is that California is actually entering its fourth year of record breaking drought. The average daily water usage in one Southern California City is 201 gallons; this is more than double the California average. Communities, where residents use more than 165 gallons of water per person daily, would have to cut back by at least 35 percent. If every Californian did their part to cut back the water usage in their home, California would be in a better position.

My 4-H years have introduced me to being a good citizen and effective leader. I have carried that into my life in school and other extra-curricular activities as well. I learned early on how important it is to be active in my club, as well as have other interests. I will continue to work hard to get members involved in the events and activities, not only at the Club level, but County as well. I think moving forward my most important role as a 4-Her is to be a role model and leader. Speaking in front of groups and working well with others are also important things that I have learned from 4-H.

It is because of 4-H that I am confident and well rounded. I am very comfortable working with leaders, volunteers, and members of all ages. I realize that the adults are here to help us as much as we are here to help them. 4-H is, and always will be, a major part of my life and I do not see that changing any time in the future. Seven years ago, I walked into a room full of people, unsure of myself and what I was doing there. Little did I know that it would be one of the best things that ever happened to me. I know my 4-H story and career is not over. I have a few goals that I still would like to reach before I have to age out as a member.



California 4-H Youth Development Program Annual Project Report

*Submit one form per project.
Members may add additional pages if needed*

Name	Kyle [REDACTED]	Program Year	2014-15
Project	Clothing & Textiles	Years in Project	Seven
8	Number of project meetings held	100	% Attended
8	Number of project meetings attended		

LEARNING EXPERIENCES			
Explain what you did, what you learned, and the skills you gained in the project.			
<small>Include the level of participation: I = Individual, L = Local Club/Unit/Project, C = County/ Area/ District, M = Multi-county/Section, S = State, N = National/Multi-State, G = Global</small>			
Date	Level	Hours	Activity Title Location Learning Experience
7/11/14	L	3.5	Britex Fabrics Tour/San Francisco Today we went to Britex Fabrics in San Francisco to look for ideas for the "Make It With Wool" contest and for the Fashion Revue this year. We went through all four floors of fabrics. We finished on the top floor where the patterns are. I did not find a pattern or fabric to work with what I have in mind. I learned that Britex is a family-run store and a must visit for sewers!
7/15/14	L	2	Project Meeting/[REDACTED] Home I looked through the different wool pieces that have been collected over the past years, and not used from the "Make It With Wool" contest to see if there was a piece I might be able to use. Researched different pattern styles online to get ideas of how to adjust a pattern for what I want. I learned that it is not always easy for males' to find patterns for themselves without some type of altering.
9/28/14	L	2	Personal Project Meeting/[REDACTED] Home Today I went through all of my clothes to see what did not fit. I sorted through them to see which clothes were still in good condition to take to the rescue mission. I took those clothes to the rescue mission. I learned that there is always a need for clothes at the rescue mission. I came home and talked to my family & friends about going through their clothes.
12/23/14	L	2	Community Service / [REDACTED] Home Today we made hats for "Hats for the Hopeful" (SFR project). These hats will go to cancer patients, newborn babies, homeless or wherever there is a need. I decided to

			take some of the hats we made to the Rescue Mission in San Jose. I learned that it does not matter your age, gender or status in life; everyone has a desire to pick their favorite color. I also learned when making items, I should have a larger variety of colors. I was told by many that I needed more "brown". I came to the realization that I would not have time to make an outfit for Fashion Revue this year due to school commitments.
2/24/15	L	1.5	Clothes Mending/[REDACTED] Home Today I mended clothes for my family. I sewed on missing buttons to pants, skirts and shirts; I hemmed pants and shorts; fixed the hem in a few pairs of pants; and patched small holes in a few shirts. Being able to mend clothes I have realized is a life skill. We will be able to wear these items longer (and save money) as I was able to fix any issues that were learned during my years in this project.
2/25/15	L	1.5	Community Service & Proficiency/[REDACTED] Home Today we made pillowcases for "Fashion it Pillowcase Project". These pillowcases will be given to foster children, cancer patients, homeless families and others. Being able to give back to those in need is very important, you realize how your life can change on any given day. I also worked on my Clothing Proficiencies.
5/1/15	L	2.5	Community Service & Proficiency/[REDACTED] Home Sewed fleece blankets together so they were ready for the contestants to cut at Fashion Revue on Saturday, May 2 nd . We will donate these to a local Fire House to use for fire victims. I worked on my Clothing Proficiencies again today. I learned different stitches to use on the serger and practiced them (2-thread roll hem, 2-thread flatlock, and picot hem)
6/17/15	L	2	Award Ribbon Pillow/[REDACTED] Home Today I made a pillow from my State Fair Ribbons. I experimented with different types of adhesives before using them on the ribbons. I found that the fusible seam tape worked the best. The fabric glue showed through the ribbon. I then worked with each of the ribbons and sewed them down on the pillow slip that I had made. The finished product turned out great and I am thinking of entering it in the California State Fair next year. I am also researching other ideas to use my ribbons on.

Project Report Form (Continued)

Number	List things made, raised, grown, or improved.	List honors or awards earned.
50	Hats/Beanies	A good feeling when giving to those in need.
15	Pillowcases	
25	Fleece Blankets	
1	Award Ribbon Pillow	

List citizenship activities	List leadership development activities
Donated clothes from my closet to the rescue mission	Judge at County Fashion Revue
Sewed and donated 50 hats to "Hats for the Hopeful" (SFR service project)	Helped members with clothing, judging events and prepared talk for County Fashion Revue & State Fashion Revue.
Sewed and donated 15 pillowcases for "Fashion It Pillowcase" (SFR service project)	County & State Committee Member for Fashion Revue.
Collected donations, purchased fabric and made 25 fleece blankets for fire victims (FR service project)	County Workshop on fleece blankets during the Fashion Revue

Expenses and Income/Value			
<i>Summarize, totaling all expenses such as: ingredients, feed, vet supplies/visits, materials, exhibitor's fees, and all income such as: value of finished products, animals sold, exhibit premiums, etc.</i>			
Item	Number	Expense	Income or Value
Fabric for all above projects donated	125	\$250.00	\$600.00
Award Ribbon Pillow	1	\$8.87	\$20.00
Totals		\$258.87	\$620.00
Total Profit or Loss			\$361.13

If another member was thinking about taking this project next year, what would you tell him/her about what can be learned in this project?

This project has so many types of benefits. You not only learn how to sew, but how to care for your clothes, wash and press different types of materials, how to mend your clothing, or just put on a missing button. It is always fun saying "Yes, a boy can sew too!"

I have personally prepared this report and believe it to be correct.

4-H Member's Signature:

[Redacted Signature]

Date: 6/18/15

I have personally reviewed this report and believe it to be correct.

4-H Project Leader's Signature:

[Redacted Signature]

Date: 6/29/15

Clothing and Textiles

How to Tie a Necktie

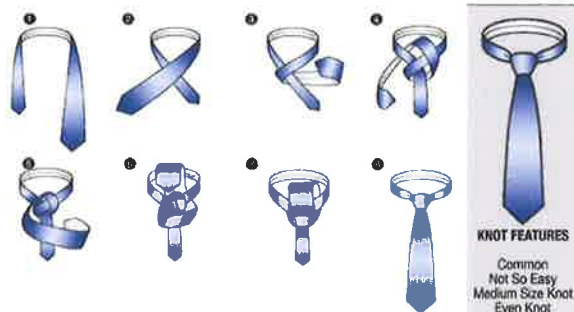
Full Windsor Knot



Four In Hand Knot



Half Windsor Knot



Café Knot



Trinity Knot



Five knots I learned to master this year.



California 4-H Youth Development Program Annual Project Report

*Submit one form per project.
Members may add additional pages if needed*

Name	Kyle [REDACTED]	Program Year	2014-15
Project	Food Preservation	Years in Project	Five
5	Number of project meetings held	100	% Attended
5	Number of project meetings attended		

LEARNING EXPERIENCES			
Explain what you did, what you learned, and the skills you gained in the project.			
<small>Include the level of participation: I = Individual, L = Local Club/Unit/Project, C = County/Area/District, M = Multi-county/Section, S = State, N = National/Multi-State, G = Global</small>			
Date	Level	Hours	Activity Title Location Learning Experience
6/7/15	L	2.5	Visited Fruit Stands/Morgan Hill-Gilroy Area This year we went to local fruit stands vs. a Farmers Market. We were able to pick out fruit and vegetables that were picked fresh that morning, which I have realized is better for preserving. We compared the prices from the different stands. The prices are a little less at the stands vs the Farmers Market. We also went to the grocery store for items that we could not find out the stands. We looked at all of the ads before shopping to make sure we were getting the best buys. The sugar used I received through the C&H Sugar Contest at the California State Fair the previous year.
6/8/15	L	3.5	Salsa/[REDACTED] Home Today I made two types of Salsa (Farmers' Market Corn Salsa & Homemade Salsa) I was really excited about making both of these salsas' as I love salsa! It is important to wear gloves while preparing chile peppers (like jalapenos) as they contain oils that can burn your skin and eyes. You should avoid direct contact with them as much as possible. You should wash your hands well with soap and water if you happen to touch them. I had enough ingredients to make my favorite salsa from Chipotle. Although this cannot be preserved, I had to make only enough to last a few days. All of the Salsas' were tasty!

6/9/15	L	3	<p>Boysenberry Lime Jam & Quick Confetti Pickles/ ██████████ Home</p> <p>This meeting I tried a different type of pickle. I changed the recipe a little as it called for radishes. I recall once using radishes and the red turning the juice a funny pink color. So instead I opted for red bell peppers. The jars turned out very colorful! I also made a new jam that turned out really good. I learned a trick from my leader about adding unsalted butter to reduce the foam in jams and jellies.</p>
6/10/15	L	3.5	<p>Sauces/ ██████████ Home</p> <p>Today I made two totally different types of sauces. First I made a pasta sauce (we eat a lot of pasta). It was very easy to make, except for peeling the tomatoes and removing all of the seeds. I also had to make sure all of the bubbles were out by using a plastic knife. I learned if you place the knife on the inside of the jar it will pop the bubbles. I will make this again, although I will research if there is an easier way to prepare the tomatoes. The other sauce I made was a Holiday Cranberry sauce which can be used on a traditional ham, turkey or beef. I am anxious to try both of these.</p>
6/29/15	L	2.5	<p>Cleaning & Labeling Jars for Fair/ ██████████ Home</p> <p>Today I re-wiped each of my jars to make sure they were clean before sending them to the fair. I checked all of the lids and rings to make sure they were all the same color and no dents. I also labeled all of my entries for both the California State Fair and the Santa Clara County Youth Fair. When labeling the jars they had to have product name, date and method and processing of preservation. For the State Fair competition the labels also needed to have division, class, elevation and my entry number. For the County competition the label needed to list all ingredients and the ratio of water to vinegar if it is a pickled item, along with a separate label on the bottom with my name, phone number and club name. I discovered last year that you need to wrap the items very carefully if shipping the product to the State Fair. Last year, one of my brothers' preserve broke in the shipped box. The comments on most of my entries stated "be sure to clean your jars". This year, we delivered the preserves to the fair.</p>

Project Report Form (Continued)

Number	List things made, raised, grown, or improved.	List honors or awards earned.
12 pts.	Triple Berry Jam	Best of Class – Calif. State Fair Best of Division – SCC Fair
12 pts.	Pepper Relish	Blue – Calif. State Fair Star Blue – SCC Fair
12 pts. ea.	Homemade Corn Relish, Spicy-Sweet Pickled 3 Bean Salad, Pickled Pepper Rings, Best Ever Dilled Pickles	Blue – Calif. State Fair Blue – SCC Fair
2 lbs.	Beef Jerky	Star Blue – SCC Fair
38 pts. 34 ½ pts.	Homemade Salsa, Farmers' Market Corn Salsa, Quick Confetti Pickles, Boysenberry Lime Jam, Pasta Sauce, Holiday Cranberry Sauce	

List citizenship activities	List leadership development activities
Donated jars to Master Food Preservers	Showed a low income family how to preserve produce from their garden for winter use.
Donated food preservation to the Soup Kitchen	
Donated a basket of food preservation to Habitat for Humanity for a Fund Raiser	

Expenses and Income/Value			
<i>Summarize, totaling all expenses such as: ingredients, feed, vet supplies/visits, materials, exhibitor's fees, and all income such as: value of finished products, animals sold, exhibit premiums, etc.</i>			
Item	Number	Expense	Income or Value
Groceries for salsa, pickles, sauces and jam	38 pints 34 ½ pts.	\$156.80	\$362.00
California State Fair entry fees	6	\$48.00	\$0.00
Totals		\$204.80	\$362.00
Total Profit or Loss			\$157.20

If another member was thinking about taking this project next year, what would you tell him/her about what can be learned in this project?

The food preservation project will teach you the basics of how to preserve foods and the best part is that you get to eat it whenever you want! This project can be a very cost effective way to make your own jams, salsa, and pasta sauce!

I have personally prepared this report and believe it to be correct.	
4-H Member's Signature: [REDACTED]	Date: 6/18/15
I have personally reviewed this report and believe it to be correct.	
4-H Project Leader's Signature: [REDACTED]	Date: 6/29/15

Food Preservation

Different jars are best used for different methods. Below is a chart that will help to choose the jar that is the best fit.

Ideal For	
REGULAR MOUTH	Jelly jars (4 oz.) Jams, jellies, mustards, ketchups, dipping sauce, flavored vinegar
	Jelly jars (8 oz.) Jams, jellies, conserves and preserves
	Jelly jars (12 oz.) Jams, jellies and marmalades
	Half Pint (8 oz.) Fruit syrups, chutneys and pizza sauce
	Pint (16 oz.) Salsas, sauces, relishes and pie fillings
	Quart (32 oz.) Sliced fruits & vegetables, pickles, tomato-based juices and sauces

Ideal For	
WIDE MOUTH	Pint (16 oz.) Salsas, sauces, relishes and fruit butters
	Pine & Half (24 oz.) Asparagus, pickles, and sauces
	Quart (32 oz.) Pickles, tomatoes, and whole or halved fruits & vegetables





California 4-H Youth Development Program Annual Project Report

*Submit one form per project.
Members may add additional pages if needed*

Name	Kyle [REDACTED]	Program Year	2014-15
Project	Foods & Nutrition/Gluten-Free	Years in Project	Seven
10	Number of project meetings held	100	% Attended
10	Number of project meetings attended		

LEARNING EXPERIENCES					
Explain what you did, what you learned, and the skills you gained in the project.					
<small>Include the level of participation: I = Individual, L = Local Club/Unit/Project, C = County/Area/District, M = Multi-county/Section, S = State, N = National/Multi-State, G = Global</small>					
Date	Level	Hours	Activity Title	Location	Learning Experience
7/18/14	L	3	Wedding Cookies/ [REDACTED]	Home	I offered to make cookies and bars for a 4-H alumni that was getting married. I made 2 dozen Chocolate Chip Rolo cookies, 2 dozen Jello cookies and 2 batches of Carmelitas. I realized after the first batch the trick to the rolo cookies was buying the mini rolo's and using a mini cupcake pan. The second batch went much faster. The jello cookies I made the color scheme of the wedding. I learned how to manage my time when baking so many items at one time. Everyone seemed to like them at the wedding as much as the other cookies.
9/5/14	L	3	Toured Different Grocery Stores in San Jose		Today we toured three different grocery stores that specialize in Gluten-Free product (Whole Foods, Trader Joes and Sprouts). We looked at all of the Gluten Free products and did price comparisons. I learned that Gluten-Free items are a little more expensive and some things are very hard to find. We took notes of dishes we would like to make for future meetings.
10/14/14	L	2	Breakfast/ [REDACTED]	Home	We decided to make Gluten-Free pancakes for our first meeting. We had a taste test using a few different brands of Gluten-Free pancake mix (Bisquick, Krusteaz and King Arthur). You use the same ingredients for each brand. I found that all three were okay, but I prefer the gluten pancakes better. I was able to perfect my flip of the pancake with this meeting.

11/18-11/19/14 (2 meetings)	L	1.5 1.5	<p>Thanksgiving Potluck/ [REDACTED] Home</p> <p>We made several Gluten-Free dishes for the Club Potluck. We started off making a few desserts. Chocolate Cookies (2 dozen) and Brownies from scratch. I found it was important to read all of the labels on the ingredients before making anything to be sure everything we used were Gluten-Free. I also realized that these did not taste that much different than other homemade cookies or brownies. Both the cookies and brownies need to be cooled and placed immediately in airtight container to be stored for the potluck on the 19th. We also made Penne Pasta with Marinara Sauce. We used Barilla Gluten-Free Pasta, but you need to make sure you watch it closely as it can overcook quickly. The best way to know if Gluten-Free pasta is done is to taste it, as each Gluten-Free pasta product is made with different ingredients. The sauce was an easy sauce but again had to make sure we added only Gluten-Free ingredients. Everything turned out great and was really good.</p>
11/26/14	L	1.5	<p>Thanksgiving Dinner/ [REDACTED] Home</p> <p>I made the rolls and pumpkin pie for Thanksgiving dinner. It took me a few times to get the dough just right for the rolls (some did not turn out as well) but by the end I really had the hang of it. I also made the crust for the pumpkin pie and did the basic fold on the edge that we had learned last year. I cut out a few fall leaves to put on the top of the pumpkin pie. The rolls and the pie turned out great! I realized that homemade bread is the best! I would like to try a few Gluten-Free breads now as well to find the "best" bread for our "GF" member.</p>
1/18/15	L	2.5	<p>Individual Pizzas/ [REDACTED] Home</p> <p>Today we made individual pizzas. The pizza crust was made with a mixture of a Gluten-Free flour blend. Once the dough was ready, we used a baking sheet lined with greased parchment then spread the dough into a 5 inch circle. It is really hard to get the crust thin, so that is one thing I would like to work on. We were able to select the toppings we wanted on each of our two pizzas. I made an all meat and a cheese/pepperoni pizza.</p>
3/6/15	L	1	<p>No-Bake Cookies/ [REDACTED] Home</p> <p>Recently a 4-H alumni was in an accident and is hospitalized. We made his family wacky-cookies (3 dozen) which can be made Gluten-Free, but we choose not to make them Gluten-Free. The alumni and his family were very appreciative to get homemade cookies. I came to the realization that no matter how old you are, you will always be a 4-Her. It was nice to visit with the alumni and</p>

			his family and brighten their day, if only for 10 minutes.
5/2/15	L	2	<p>Cinco De Mayo Dinner/ [REDACTED] Home</p> <p>This meeting was all about Cinco De Mayo. We had made taco meat, fajita meat, chopped tomatoes, grated cheese, chopped lettuce and corn tortillas. We had the area set up like a taco bar so you could put the items in your taco that you wanted. We learned 2 variations of cooking a taco shell (in light oil or in a damp cloth in the microwave). I prefer the light oil method. You do have to be extremely careful when cooking with oil as you are on a hot stove with very hot oil. It is important that you are attentive the entire time you are cooking the shell. We seasoned our own hamburger for the taco meat and our steak for the fajita's to be sure they were gluten free.</p>
5/19/15	L	1.5	<p>Proficiency & Judging/ [REDACTED] Home</p> <p>Today we worked on our Level 1 Foods & Nutrition Proficiency. We also had a judging contest. We each brought five spices with the label covered. We had to ID each of the spices. This was a really fun activity that we planned and were able to guess most of the spices. I realized that I need to learn more about all of the spices and what they can be used in.</p>

Project Report Form (Continued)

Number	List things made, raised, grown, or improved.	List honors or awards earned.
9 doz.	Assorted Cookies	Good nutritious meals & snacks
2	Batches Carmelitas bars	
3	Batches of Gluten Free Pancakes	
1	Batch of Gluten Free Brownies	
1	Batch of Gluten Free Penne Pasta with Marinara Sauce	
1	Pumpkin Pie	
2 doz.	Rolls	
2	Individual Pizzas	
1	Cinco De Mayo Dinner	
10	Breakfasts	
2	Lunches	
5	Dinners	

List citizenship activities	List leadership development activities
Donated non-perishable food to Second Harvest Food Bank	Teen Leader for my club in this project.
Donated non-perishable food to The Pantry at UC Davis	Judging Contest – ID'ing 25 different Spices used in cooking and/or baking.

Expenses and Income/Value			
<i>Summarize, totaling all expenses such as: ingredients, feed, vet supplies/visits, materials, exhibitor's fees, and all income such as: value of finished products, animals sold, exhibit premiums, etc.</i>			
Item	Number	Expense	Income or Value
Groceries	Assorted	\$350.00	\$775.00
Totals		\$300.00	\$775.00
Total Profit or Loss			\$425.00

If another member was thinking about taking this project next year, what would you tell him/her about what can be learned in this project?

Cooking has always been a spark for me! You can learn all of the different ways of how to cook and bake. There are so many different recipes that you can try in this project that are healthy for you, but also very good! It is also a great way to save money to cook your own food and gives you a great sense of pride.

I have personally prepared this report and believe it to be correct.

4-H Member's Signature:

[Redacted Signature]

Date:

6/18/15

I have personally reviewed this report and believe it to be correct.


4-H Project Leader's Signature:

[Redacted Signature]

Date:

6/29/15

Foods and Nutrition (Gluten Free) Common Kitchen Measurements



This is a “cheat sheet” that we use during our meetings for measurements commonly used in the kitchen.

Leadership Development Report (Continued)

Part 2a: Submit one form per project for which you are a junior or teen leader OR other leadership activity.

Project/Activity	Foods & Nutrition/Gluten Free	Years in Project/Activity	2014-15
Leader	Sandi [REDACTED]	Number of other members	4

Please list only those goals, strategies and shifting gears that apply to this project or activity. This page is to be completed at the beginning of the program year.

Select Goals	Pursue Strategies	Shift Gears
Record the goals you have for this project or activity. Think of each goal as a destination.	What are the steps you will take to reach your goals? Include by when, by whom, and the specific actions.	What are some things that may get in the way of achieving your goals? What can you do to overcome those challenges or obstacles?
Each member should know the main Food Safety rules that everyone should follow while cooking/baking.	I will have a list of Food Safety rules that should be followed at all times during the meal preparation. Each member will be given this list so they can remember the rules. We will go over these rules at the beginning of each meeting to reinforce Food Safety in the kitchen.	We might have a few members that do not follow the rules of Food Safety or try to take short cuts. I will have to be sure each of the members are following the rules and that they understand the importance of the rules. It is for their safety as well as everyone in the kitchen or enjoying the meals.
To plan and lead 3 cooking activities that produces a nutritious meal, gluten free options and gives the group an opportunity to build relationships working together to create the dish.	A couple weeks prior to each meeting, I will meet with the Jr. & Adult Leader to plan the activities for the project. We will brainstorm ideas for dishes, reflect on how the previous meeting went and set goals for the next meeting. This will allow us to send out the information to the group, try the dish ourselves, and fix any unforeseen issues that may come up.	It might be challenging if the members do not enjoy the dishes we select and are not excited to make them. To overcome these challenges, we will ask the members for a list of what they would like to make and see if we can incorporate that into future meetings.

Reviewed and Discussed	
I have personally prepared this report and believe it to be correct.	
4-H Member's Signature: [Redacted]	Date: 7/6/14
I have personally reviewed and discussed this report with the member.	
4-H Project/ Activity Leader's Signature: [Redacted]	Date: 7/6/14

Leadership Development Report (Continued) – Foods & Nutrition/Gluten-Free

Part 2b: Please refer to the goals you selected at the beginning of the program year. This page is to be completed at the end of the program year.

Specific Goal	Discuss how you did or did not reach your goals for this project/ program/ experience.	What strategies worked or didn't work?	Give examples of when you had to shift gears toward reaching your goals.
Each member should know the main Food Safety rules that everyone should follow while cooking/baking.	Each member met the goals that I had set. By the end of the year the members knew all of the safety rules to follow in the kitchen while preparing and cooking the food.	My first strategy was to send the rules via email to all the members. That did not work as well as I suspected as none of the members remembered the rules.	I changed my strategy after the first meeting. As a group we would go over the rules before getting started in the kitchen. I believe this strategy worked better as we were doing this as a group.
To plan and lead 3 cooking activities that produces a nutritious meal, gluten free options and gives the group an opportunity to build relationships working together to create the dish.	I believe I met this goal as the members worked together to create nutritious meals and following all safety guidelines during the 4 meetings we had. We also planned a judging activity for the group.	Before each project meeting, I met with the Jr. and Adult leaders to plan the activities for the project meeting. That strategy worked as we all knew what we needed to do so the members could make nutritious, gluten free meals.	We did not have to change our strategy. We met prior to the meetings to discuss what our activities would be. We will use this same format next year.

For the Project Leader: Please provide feedback and comments on the 4-H member's leadership role.

Kyle continues to grow every year in his role not only as a Teen Leader, but as a role model for the members he is in contact with. He was prepared for every meeting including making some of the dishes ahead of time so he would know exactly what to expect during the meeting. He continues to go above and beyond for the project and the members. He researches ways to keep the interest in this project for the members that have dietary restrictions, including making the meals both Gluten-Free and Gluten for everyone to enjoy. I look forward to seeing the ideas he comes up with for next year's meetings that will continue to build healthy and nutritious members.

Reviewed and Discussed	
I have personally prepared this report and believe it to be correct.	
4-H Member's Signature: [REDACTED]	Date: 6/8/15
I have personally reviewed and discussed this report with the member.	
4-H Project/ Activity Leader's Signature: [REDACTED]	Date: 6/29/15



California 4-H Youth Development Program Annual Project Report

*Submit one form per project.
Members may add additional pages if needed*

Name	Kyle [REDACTED]	Program Year	2014-15
Project	Public Speaking	Years in Project	Seven
5	Number of project meetings held	100	% Attended
5	Number of project meetings attended		

LEARNING EXPERIENCES			
Explain what you did, what you learned, and the skills you gained in the project.			
<small>Include the level of participation: <i>I</i> = Individual, <i>L</i> = Local Club/Unit/Project, <i>C</i> = County/Area/District, <i>M</i> = Multi-county/Section, <i>S</i> = State, <i>N</i> = National/Multi-State, <i>G</i> = Global</small>			
Date	Level	Hours	Activity Title Location Learning Experience
12/12/14	L	2	Introduction/[REDACTED] Home We had 4 new members this year! We played a couple ice-breaker games to get to know one another. We then discussed why we each wanted to take this project and what our goals were.
1/9/15	L	2.5	Introduction to Presentations/[REDACTED] Home This meeting we focused on the mechanics of presenting, posters, and easy steps to plan a 4-H Presentation. We did an Interpretive Reading with a book of poems. We also talked briefly about what we thought we were going to do at Presentation Day. We each need to have a solid idea of what we are going to do by the next meeting.
1/16/15	L	3	Presentation Formats/[REDACTED] Home Today we discussed the different types of presentations: Demonstration, Illustrated Talk, Education Display, Prepared & Impromptu Speech, Interpretive Reading, Cultural Arts, Scientific Demonstration & Illustrated Talk, Audio-Visual and Share the Fun. We each talked again about what our plans were for Presentation Day. We ended the meeting with a version of "Presentation in a Box".
1/30/15	L	2	Rehearsals for County Presentation Day/[REDACTED] Home Tonight we each rehearsed our presentation if we were ready. After each presentation or reading, we gave helpful suggestions. We each realized we need to practice a lot.

2/19/15	L	2.5	Second Rehearsal Night/ [REDACTED] Home Everyone was ready to give their presentation or reading one final time before County Presentation Day. We followed the same procedure that will be done the day of the event as most of the members have never been to Presentation Day. The adults acted as judges and critiqued each member. Everyone did a great job and is ready for County Presentation Day.
---------	---	-----	---

Project Report Form (Continued)

Number	List things made, raised, grown, or improved.	List honors or awards earned.
1	Improved Speaking Skills in front of any size group.	I feel it is an honor to be able to speak to a group while teaching a skill at the same time.


List citizenship activities	List leadership development activities
Donated books to underprivileged children	Teen Leader for my club in this project.

Expenses and Income/Value			
<i>Summarize, totaling all expenses such as: ingredients, feed, vet supplies/ visits, materials, exhibitor's fees, and all income such as: value of finished products, animals sold, exhibit premiums, etc.</i>			
Item	Number	Expense	Income or Value
Posters	2	\$5.89	\$15.00
Flyers (20% Discount given)	250	\$127.37	\$272.00
Totals		\$133.26	\$287.00
Total Profit or Loss			\$153.85


If another member was thinking about taking this project next year, what would you tell him/her about what can be learned in this project?

Public Speaking is one of those projects that will help you in whatever you do in your life. Your speaking ability will continue to grow with each meeting, especially in front of groups (big or small).

I have personally prepared this report and believe it to be correct.

4-H Member's Signature:  Date: 6/18/15

I have personally reviewed this report and believe it to be correct.

4-H Project Leader's Signature:  Date: 6/23/15

Kyle's Hints for Public Speaking

- ❖ **Know your material:** Pick a subject or book you are interested in.
- ❖ **Practice, Practice, Practice!** Rehearse out loud with all equipment you plan on using. Practice in front of a mirror so you know what you look like while presenting.
- ❖ **Know the room:** Arrive early, walk around so you know how your voice will carry in the room.
- ❖ **Relax:** Pause, smile and count to three before saying a word (one one-thousand, two one-thousand, three one-thousand, Pause, Begin.)
- ❖ **Realize that everyone wants you to succeed:** Audiences want you to be interesting, stimulating, informative and entertaining. They are rooting for you!
- ❖ **Don't apologize** for any nervousness or problems - the audience probably never noticed it. If you make a mistake, just keep going. You are probably the only one that knew you made the mistake!

**SPEAKING
IN PUBLIC**



Leadership Development Report (Continued)

Part 2a: Submit one form per project for which you are a junior or teen leader OR other leadership activity.

Project/Activity	Public Speaking	Years in Project/Activity	2014-15
Leader	Cynthia [REDACTED]/Sandi [REDACTED]	Number of other members	7

Please list only those goals, strategies and shifting gears that apply to this project or activity. This page is to be completed at the beginning of the program year.

Select Goals	Pursue Strategies	Shift Gears
Record the goals you have for this project or activity. Think of each goal as a destination.	What are the steps you will take to reach your goals? Include by when, by whom, and the specific actions.	What are some things that may get in the way of achieving your goals? What can you do to overcome those challenges or obstacles?
Discuss the different formats of each presentation so that the members are well informed before deciding on what format to select for Presentation Day.	At each meeting we will take specific formats and discuss each one in depth. The Jr. Leader and I will split the formats and explain them to the members. This will be completed by the 2 nd meeting.	The only challenge I could think of is that the members are not interested in learning all of the presentation formats. I would work with the Jr. Leader to come up with exciting ways to show them each of the formats.
Another goal is to have all of the members give some form of presentation at Presentation Day.	I will work with each member during the project meetings so they know what they will need to do to succeed in giving a presentation on Presentation Day.	The challenge I believe we might run into is if one of the members is extremely nervous to talk in front of a group. I will encourage them to take small steps, reading short poems at our meetings, giving a report (with others) at the club meeting, etc.

Reviewed and Discussed	
I have personally prepared this report and believe it to be correct.	
4-H Member's Signature: [REDACTED]	Date: 8/15/14
I have personally reviewed and discussed this report with the member.	
4-H Project/ Activity Leader's Signature: [REDACTED]	Date: 8/18/14

Leadership Development Report (Continued) – Public Speaking

Part 2b: Please refer to the goals you selected at the beginning of the program year. This page is to be completed at the end of the program year.

Specific Goal	Discuss how you did or did not reach your goals for this project/ program/ experience.	What strategies worked or didn't work?	Give examples of when you had to shift gears toward reaching your goals.
<p>Explain the different formats of the 4-H presentations so that the members are well informed before deciding on what format to select for Presentation Day.</p>	<p>By the 2nd meeting, all of the members knew the different types of presentations and which one they were interested in doing.</p>	<p>The Jr. Leader and I worked together to explain each of the presentation types. We also had some members give an Interpretive Reading, Educational Display, Illustrated Talk and Demonstration.</p>	<p>We did not have to alter our original plan going into each of the meetings. We did, however have to talk one member (a 1st year member) out of doing the Impromptu Speech. He was adamant about doing this category and it wasn't until we told him that he had to be in at least 6th grade to participate that he selected a different format.</p>
<p>Another goal is to have all of the members give some form of presentation at Presentation Day.</p>	<p>This goal was met at 80%. All of the members in this project were ready to give their presentation at County Presentation Day. However, my brother and I had to cancel a couple days before due to a family emergency.</p>	<p>Working with each of the members during the meetings was the best strategy that I had for this goal. The Jr., Adult Leaders and I continued to work as a team so all of the members were comfortable presenting at County Presentation Day, as well as Sectional and State.</p>	<p>We did not have to shift gears in reaching this goal. The members seemed to like the strategies that we used.</p>

For the Project Leader: Please provide feedback and comments on the 4-H member's leadership role.

Kyle was a great Teen Leader in the Public Speaking project this past year. He was the "lead" in running the meetings, determined the topics to be covered and skills to be taught, and was always prepared to run the meeting. Since this project generally has "newer" member to Public Speaking and to the 4-H program, he was always cognizant that all members were included, and that they would at least "try" to participate. In addition, he was one of the Youth Co-chairs for the County Presentation Day Workshop, teaching approx. 35 youth the types of presentations that can be done, and planning group "practice presentations". It was a well-attended, and highly organized event. I have seen Kyle's public speaking skills greatly improve over his years in 4-H. It was wonderful that he served as the Teen Leader for this project as he was able to share his experience with the members, and remembers what it was like when he first participated in the Public Speaking project as a new member. I was always able to count on Kyle to take the initiative in leading the group, and was always prepared with a fun ice breaker to get the meetings started. He was a super role model to the other Jr./Teen Leaders in the project as well. I look forward to hopefully working with Kyle again in the future.

Reviewed and Discussed

I have personally prepared this report and believe it to be correct.

4-H Member's Signature: [REDACTED]

Date: 6/18/15

I have personally reviewed and discussed this report with the member.

4-H Project/ Activity Leader's Signature: [REDACTED]

Date: 6/23/15



California 4-H Youth Development Program Annual Project Report

*Submit one form per project.
Members may add additional pages if needed*

Name	Kyle [REDACTED]	Program Year	2014-15
Project	Stills	Years in Project	Five
9	Number of project meetings held	100	% Attended
8*	Number of project meetings attended		

*Excused Absence

LEARNING EXPERIENCES			
Explain what you did, what you learned, and the skills you gained in the project.			
<small>Include the level of participation: I = Individual, L = Local Club/Unit/Project, C = County/Area/District, M = Multi-county/Section, S = State, N = National/Multi-State, G = Global</small>			
Date	Level	Hours	Activity Title Location Learning Experience
1/31/15	L	2	Decoupage Coasters/Berger Drive Auditorium We had several new members in the Stills project, we opened the meeting by playing a couple ice breakers to get to know each other. Today's meeting was making coasters. The members each brought their supplies. They cut the paper or picture a little smaller than the tiles they were using. They then worked on layering the decoupage over the paper. One thing we learned as a group is to be sure the mod podge dries before adding the sealant or the coasters can smear (if you are using a marker on them.)
4/19/15	L	2	Mason Jar Crafts/Michaels Art & Craft Store Today we had our meeting at Michaels. We toured the store to see all of the different art supplies that they carry. We each brought a mason jar and different paints. Everyone did something a little different. It was fun to see everyone's finished product. I talked to the members about wiping the jars down with rubbing alcohol first, using a glass paint and to be sure to let the paint dry between coats.
5/17/15 (AM meeting)	L	3	Canvas Art/Almaden Park We met at a local park because some of the projects will be a little messy. We had our choice of doing 1) Canvas Art with Sharpies; 2) Paint & Masking Tape Canvas Art and 3) Squirt Gun Painting. I was not able to stay for the entire meeting, so I helped and did not participate.

5/23/15	L	4	Clown Doll/ [REDACTED] Home Today I made a clown doll. This was a very difficult project. The stuffing had to be just right. Sewing the clown and outfit were easy. But the hair and face was really hard. My leader showed me the art of embroidery. I am glad this project is done.
6/5/15	L	1.5	Natural Wood Wreath/ [REDACTED] Home This project was fairly easy. I took wood slices and stacked them on a wreath. To make this I discovered you must use wood glue as it will hold the wood better. I wasn't happy with it, so I found some moss that my mom had in her craft box and glued that into some of the wood slices. To finish it off, I put burlap ribbon on the top.
6/6/15	L	1.25	Halloween Bottle Decoration / [REDACTED] Home I cleaned a green bottle, removing all labels. Then painted it orange and added a face so it would look like a pumpkin. I thought this would be a simple project, but soon realized you have to really watch as you spray on the paint so you don't end up with drips. You also have to make sure the paint is fully dry before you put on the next coat.
6/7/15	L	2.5	Uncycled Garden Wind Chime & Faith Sign/ [REDACTED] Home I took a hay pulley which my Great-Grandfather used on his farm in the 30's and my Grandfathers milking machine cups that were used on his Dairy from the 70's to late 90's and made a wind chime. I also painted the letters "F, A, I, H" on a canvas, then secured a cross for the "T" so it would spell "FAITH". I learned that when painting letters, you must have a very steady hand.
6/18/15	L	2	Fair Entries/ [REDACTED] Home I completed all of the final touches for my projects I was working on for the fair. I searched for pictures that I wanted to enter for the fair. I realized as I was going through the pictures that I really wasn't happy with any of them. I decided not to enter any this year. A very important lesson which I learned is to look at the photos during the year and select the ones you really want. If you do not find any, you still have time to take more shots.

Project Report Form (Continued)

Number	List things made, raised, grown, or improved.	List honors or awards earned.
1 ea.	Wood Faucet Cross, Wood Flower Garden Art	Star Blue – SCC Fair
1 ea.	Desk Caddy, American Flag Bottle Cap Art, Mason Jar, Plates & Cup, Baseball String Bracelet,	Blue – SCC Fair
6	Photography	Star Blue – SCC Fair
1 ea.	Natural Wood Wreath, Award Ribbon Pillow, FAITH Sign, Holiday Bottle Decoration, Clown, Garden Art Wind Chime	

List citizenship activities	List leadership development activities
Donated Stills projects to a silent auction. Proceeds went to 4H alumnus medical expenses after life threaten accident. Baskets raised \$185.	Teen Leader for my club in this project.
Lawn care for elderly woman (including mowing lawn, pulling weeds, planting flowers, shrubs and fixing sprinklers).	
Gave beaded bracelets to members of a rest home.	

Expenses and Income/Value			
<i>Summarize, totaling all expenses such as: ingredients, feed, vet supplies/ visits, materials, exhibitor's fees, and all income such as: value of finished products, animals sold, exhibit premiums, etc.</i>			
Item	Number	Expense	Income or Value
Supplies for above projects for 2014-15	Assorted	\$101.42	\$408.00
Totals		\$101.42	\$408.00
Total Profit or Loss			\$306.58

If another member was thinking about taking this project next year, what would you tell him/her about what can be learned in this project?

This project allows you to do so many different things and be creative every time. I cannot wait to see what we can come up with for next years' meetings.

I have personally prepared this report and believe it to be correct.	
4-H Member's Signature: [Redacted]	Date: 6/8/15
I have personally reviewed this report and believe it to be correct.	
4-H Project Leader's Signature: [Redacted]	Date: 6/23/15

Stills

	permanent	dries clear	washable	acid free	general use	paper	styrofoam	wood	ceramics	fabric	metal
E-6000 & Quick Hold	●	●				●		●	●	●	●
Epoxy	●	●	●			●		●	●		●
Fabric Glue (most)	●	●								●	
Fabric Stiffener										●	
Felt Glue										●	
Glue Sticks		●	●	●		●					
Hot Glue	●	●			●	●	●	●	●	●	
Mod Podge	●	●				●	●	●	●	●	
Paper Glaze	●	●		●		●					
Rubber Cement	●			●	●	●					
Spray Adhesive	●	●				●				●	
Super Glue	●	●			●	●			●		
Tacky Gel (clear)	●	●			●	●					
Tacky Glue (most)	●	●			●	●	●	●	●	●	●
White/School Glue		●	●		●	●	●	●	●		
Wood Glue	●							●			

Using the right glue for the right job... This is a quick reference guide that we use in Stills. It is important to always read the package instructions and follow directions when working with all adhesives. (Pink dots = this adhesive we "usually" work on this product.)

Leadership Development Report (Continued)

Part 2a: Submit one form per project for which you are a junior or teen leader OR other leadership activity.

Project/Activity	Stills	Years in Project/Activity	2014-15
Leader	Cynthia [REDACTED] / Sandi [REDACTED]	Number of other members	12

Please list only those goals, strategies and shifting gears that apply to this project or activity. This page is to be completed at the beginning of the program year.

Select Goals	Pursue Strategies	Shift Gears
Record the goals you have for this project or activity. Think of each goal as a destination.	What are the steps you will take to reach your goals? Include by when, by whom, and the specific actions.	What are some things that may get in the way of achieving your goals? What can you do to overcome those challenges or obstacles?
Facilitate a productive and interactive project meeting that keeps the members engaged.	I will work with the Jr. Leader and Adult Leaders to select projects that can be done for all of the age groups that are in our project (Clover to Senior level). I will be sure we know the "how" of each project before each meeting date so I am able to facilitate the project meeting without any issues.	One obstacle that could come up is that while making the project we run into issues (not the right materials, directions are now working/complete, etc). One thing I can do to make sure this is not an issue is make the item prior to the meeting.
I would like each member to be able to create each project we do and enter it into the Santa Clara County Youth Fair.	At each meeting I will work with the members so they are comfortable with what they are creating. I will talk to each of the members and get them excited throughout the year about entering their projects at the Fair. I will also make sure they are aware of the registration deadline to enter into the Fair.	An obstacle that I could see happening is that the member does not do their best work. They will not be excited about turning in their project into the fair. I can work with them at the rest of the project meetings so they feel inspired about their remaining projects. As a team, we will let them know they should turn in their items.

Reviewed and Discussed

I have personally prepared this report and believe it to be correct.

4-H Member's Signature:

[Redacted Signature]

Date:

5/17/14

I have personally reviewed and discussed this report with the member.

4-H Project/ Activity Leader's Signature:

[Redacted Signature]

Date:

8/18/14

Leadership Development Report (Continued) - Stills

Part 2b: Please refer to the goals you selected at the beginning of the program year. This page is to be completed at the end of the program year.

Specific Goal	Discuss how you did or did not reach your goals for this project/ program/ experience.	What strategies worked or didn't work?	Give examples of when you had to shift gears toward reaching your goals.
I will facilitate several productive and interactive meetings that keeps the members engaged.	The meetings were all very productive and interactive for all members (Clovers to Senior). We even had some of the Mom's doing the projects. This goal was met in every meeting that we had.	I worked with the Jr. Leader to be sure that we had the directions for each project that we were doing during the meeting. This strategy worked at most meetings.	After the first meeting, the Jr. Leader and I decided that we needed to be sure that we had made the item before the project met. The Jr. Leaders and I met prior to each project meeting to make the Still. This seemed to work at the remaining project meetings that we held.
I would like each member to be able to create each project we do and enter it into the Santa Clara County Youth Fair.	My goal of having each member create the project was met. However, not every project that was made was entered into the Fair.	The strategy of both the Jr. Leader and I working with the members while they are doing their projects worked great. We were able to answer any questions they had before they made any major mistakes.	I did need to shift gears on the members entering all of their items into the Fair. After talking to each of the members I realized that some of them only wanted to enter a couple of the items they made. I was happy with the fact that they entered some of the items into the fair.

For the Project Leader: Please provide feedback and comments on the 4-H member's leadership role.

The Stills project is a really unique project in that it's definitely all about fun and making creative items. The goal is to teach members how to do different "projects" of which they can enter in the County Fair. Kyle has a lot of experience in making stills, and has been a regular award-winner at the County and State Fairs. He worked with both of us Adult Leaders in selecting the projects the members could do, and provided 2-3 options on what to select. He chose to truly serve as a Teen Leader in this project, and focus on helping the members make their own project. This was especially helpful, as the age range of the members was from Clover age to high school age youth. He was extremely patient with the members, and was resourceful when things weren't quite going as planned with the project. This project was even more successful in that

that each member entered at least one of the items they made in the County Fair. It was great to see Kyle share his skill and love for doing stills with other members. He was always very organized during the meeting, and also in communicating to the members what supplies they needed to bring to the meeting, and also shared tips on where to purchase the items (even at discount prices!). I'm looking forward to working with Kyle again next year in this project. I can't wait to see what he thinks up that the group can do!

Reviewed and Discussed	
I have personally prepared this report and believe it to be correct.	
4-H Member's Signature: [Redacted]	Date: 6/18/15
I have personally reviewed and discussed this report with the member.	
4-H Project/ Activity Leader's Signature: [Redacted]	Date: 6/23/15



California 4-H Youth Development Program Annual Project Report

*Submit one form per project.
Members may add additional pages if needed*

Name	Kyle [REDACTED]	Program Year	2014-15
Project	Record Books	Years in Project	One
6	Number of project meetings held	100	% Attended
6	Number of project meetings attended		

LEARNING EXPERIENCES			
Explain what you did, what you learned, and the skills you gained in the project.			
<small>Include the level of participation: <i>I</i> = Individual, <i>L</i> = Local Club/Unit/Project, <i>C</i> = County/Area/District, <i>M</i> = Multi-county/Section, <i>S</i> = State, <i>N</i> = National/Multi-State, <i>G</i> = Global</small>			
Date	Level	Hours	Activity Title Location Learning Experience
9/17/14	L	1	Intro to Record Books/Westhope Church Introduction of the project members. We discussed what we would like to accomplish in this project. We also talked about the different ways of submitting a record book (ORB or Manual). Those of us that have done record books talked about which way we prefer. We received a copy of the record book manual and we are going to keep records until the next meeting. We talked about what we should write in the APR for our first project meeting. It was discovered that we do not have any members in our Club that submit their book online.
11/15/14	L	1	Record Book Entries/[REDACTED] Home Today we worked on inputting our entries into a word document for the Record Book. I understood that it is much easier when you input your information sooner than later. You are more likely to forget the details if you wait too long.
1/21/15	L	1.5	Section 2 (PDR)/Westhope Church Today we went through each section of 2 so we would know where to put different entries. We corrected the entries that we inputted in the wrong section. We talked about "double-counting" and that items are not allowed to be counted in multiple categories. We gave examples of double-counting. My record book skills improved while explaining different categories in Section 2. We wrote down in the APR for record books.

2/25/15	L	2	<p>Section 2 (PDR), 3 (4H Story) & 4 (APR) / Westhope Church</p> <p>The meeting began with a question/ answer period on Record Book entries. We discussed what we thought should be in our 4-H Story. We read a few sample stories. We then talked about completing the APR's for other projects. One of the important parts of this section is making sure you show growth and your learning experiences. We also talked about what an Expression Page is. I gave ideas for Expression Pages for different projects.</p>
3/20/15	L	1.5	<p>Record Book Update/ [REDACTED] Home</p> <p>Today I transferred some of my information into the word document for the Record Book.</p>
4/22/15	L	1.5	<p>Section4 (JTLDR) & 5 (Collection)/Westhope Church</p> <p>We opened the meeting with a question and answer period again. We talked about the Leadership Development Report for both Jr. & Teen leaders. We talked briefly about the new version that we can use. We spent the remainder of the meeting discussing "Collection of 4-H Work" and what that entails. The next meeting we should bring what we have compiled so far to go over any problems.</p>
5/20/15	L	1	<p>Review/Westhope Church</p> <p>Today we went over our records and made sure they were in the correct section. We updated all of our records as of today. We discovered that we should do this more often during the year so we do not forget any entries.</p>
5/23/15	S	1	<p>Orientation Webinar Record Book / [REDACTED] Home</p> <p>I participated in a Webinar that was conducted by the State office on Record Book Evaluations. They had an orientation, covered basic record book judging information, how to use the new evaluation form and how to write comments. This was very enlightening and we received great feedback from other Counties. I was able to get clarification on a few issues.</p>
6/3/15	S	1	<p>Calibration Webinar Record Book/ [REDACTED] Home</p> <p>I was part of the Calibration Webinar for Record Books. We were to read and score a record book using the new evaluation form. This was very helpful as I might be judging this year. All of our scores were compared and we discussed where we could narrow any gaps between the scores.</p>

6/13/15	L	3	Record Book Entries/[REDACTED] Home Today we updated our entries on Word for the Record Book. I realized I need to be better about keeping notes. I also completed my expression pages.
6/30/15	L	2.5	Record Book Entries/[REDACTED] Home I finalized inputting entries into my record book, my 4H Story, my Collection of Work and made sure everything was ready to print. I need to be a little more organized next year while working on my Record Book.

Project Report Form (Continued)



Number	List things made, raised, grown, or improved.	List honors or awards earned.
1	Record Book	Star Blue – SCC Fair Medalist– 4-H Club Judging Medalist – 4-H SCC Judging Winner – 4-H State Judging

List citizenship activities	List leadership development activities
N/A	Teen Leader for my club in this project.

Expenses and Income/Value			
<i>Summarize, totaling all expenses such as: ingredients, feed, vet supplies/visits, materials, exhibitor's fees, and all income such as: value of finished products, animals sold, exhibit premiums, etc.</i>			
Item	Number	Expense	Income or Value
Copy Paper	1 ream	\$3.80	\$0.00
Ink for Printer	1 set	\$27.18	\$0.00
Totals		\$30.98	\$0.00
Total Profit or Loss			\$ (30.98)

If another member was thinking about taking this project next year, what would you tell him/her about what can be learned in this project?

Keeping accurate records of your 4-H career is very important. The best way to do this is by completing your Record Book every year. I have found it helpful to keep a notepad to write the things I have done, until I can input it into the document. I also use my phone to record dates and hours of meetings, as well as what I did and learned at each meeting. The records will also be very useful when applying to colleges in the future or for employment.

I have personally prepared this report and believe it to be correct.	
4-H Member's Signature: 	Date: 6/18/15
I have personally reviewed this report and believe it to be correct.	
4-H Project Leader's Signature: 	Date: 6/29/15



Record Books

10 Tips I have learned

- ❖ Read the current manual before starting.
- ❖ Keep a detailed list of all events that you attend during the year.
- ❖ Keep an accurate account of each of your project meetings
- ❖ Be sure to keep a record of all expenses for each project.
- ❖ Keep a list of all awards you have received during the year.
- ❖ Start on your 4-H Story early and alter it as you go.
- ❖ Write articles for your Club & County newsletter for record book credit.
- ❖ Be sure to give presentations during the year and prepared talks.
- ❖ Take photos at all events, project meetings, community service activities etc.
- ❖ Check the State website for changes during the year.



Leadership Development Report (Continued)

Part 2a: Submit one form per project for which you are a junior or teen leader OR other leadership activity.

Project/Activity	Record Book	Years in Project/Activity	2014-15
Leader	Sandi [REDACTED]	Number of other members	7

Please list only those goals, strategies and shifting gears that apply to this project or activity. This page is to be completed at the beginning of the program year.

Select Goals	Pursue Strategies	Shift Gears
Record the goals you have for this project or activity. Think of each goal as a destination.	What are the steps you will take to reach your goals? Include by when, by whom, and the specific actions.	What are some things that may get in the way of achieving your goals? What can you do to overcome those challenges or obstacles?
One of my goals is for the members to document their 4-H experiences in a written report.	I will be sure each member is sent the Record Book word document before the first meeting. At each meeting we will go over the different activities, events, etc that they have documented.	The members may decide that doing a Record Book is too much work. I can explain to them that if they input their entries right after the event happens, it does not take long at all.
My main goal for this project is to have all of the members complete their records books for Club Judging and possibly go onto County Judging.	I will continue to work with the members each meeting to be sure they are documenting their information. I will answer all questions they have and work with them to complete the Record Book.	The main thing that will get in the way of achieving my goal is that the member does not turn in their Record Book by the deadline. All I can do is continue this goal into the project next year and work closer with the members so they will complete their book on time.

Reviewed and Discussed	
I have personally prepared this report and believe it to be correct.	
4-H Member's Signature: [REDACTED]	Date: 9/1/14
I have personally reviewed and discussed this report with the member.	
4-H Project/ Activity Leader's Signature [REDACTED]	Date: 9/1/14

Leadership Development Report (Continued) – Record Book

Part 2b: Please refer to the goals you selected at the beginning of the program year. This page is to be completed at the end of the program year.

Specific Goal	Discuss how you did or did not reach your goals for this project/ program/ experience.	What strategies worked or didn't work?	Give examples of when you had to shift gears toward reaching your goals.
One of my goals is for the members to document their 4-H experiences in a written report.	Unfortunately, I did not meet my goal 100%. We did have members document some of their experiences, but not the entire year.	I thought my strategy of giving the members the document early and working with them at meetings would work. Unfortunately, the members did not always come to the meetings.	I did try to shift gears and sent emails out monthly of where they could put events, activities, etc that happened at the Club, County, Sectional and State level.
My main goal for this project is to have all of the members complete their records books for Club Judging and possibly go onto County Judging.	This goal was not met to my satisfaction. Our project only had 3 members turning in their record book.	My strategy was to work with each member during the meetings as well as be available to them for any questions.	I tried to shift gears and send individual emails to the members to see how they were doing with their record book. I will research before next year how other clubs have a huge turnout of Record Books. I will try to work this into my goals for next year.

For the Project Leader: Please provide feedback and comments on the 4-H member's leadership role.

This was a new project for our club. Kyle played a key role in helping to get this project in the right direction. He has great organization skills, goal setting and communication skills. He tried to help each of the members to keep their records current, even emailing some to see if they needed help. As our members get older, I think this project will be a success and it will be a success with Kyle's help and leadership skills that he has developed.

Reviewed and Discussed

I have personally prepared this report and believe it to be correct.

4-H Member's Signature: [Redacted]

Date: 6/18/15

I have personally reviewed and discussed this report with the member.

4-H Project/ Activity Leader's Signature: [Redacted]

Date: 6/28/15



California 4-H Youth Development Program Leadership Development Report

Name	Kyle [REDACTED]		
Club	El Sereno 4-H Club	Program Year	2014-15
<input type="checkbox"/>	Leadership Development Project	<input type="checkbox"/>	Junior Leader
<input checked="" type="checkbox"/>	All Star Ambassador	<input checked="" type="checkbox"/>	Club Officer
<input type="checkbox"/>	State Ambassador	<input type="checkbox"/>	Camp Counselor
		<input checked="" type="checkbox"/>	Teen Leader
		<input type="checkbox"/>	Exchange
		<input type="checkbox"/>	Other

Part 1: Complete this page before the program year begins:

<p>Briefly describe your leadership roles marked above. Why are they important?</p> <p>All Star Ambassador – As a Santa Clara 4-H All Star, I represent all 4-Hers in Santa Clara County. As part of the 2014-15 All Star Team, I will visit 4-H Clubs, I will attend the July, August, September, And May County Council meetings to give the All Star report, hold County wide events every couple of months and plan the Leadership Over Night Conference. Being an All Star is the most important role at the County level. You are a mentor to all 4-Hers.</p> <p>Club Co-President – As one of the Co-Presidents my role is to conduct the monthly meeting using Parliamentary Procedure. I will also play a key role in the planning of each meeting at our Executive Board meetings. I believe this is one of the most important roles at the club level. This is also a skill that is important to learn how meetings work from a school club to the City Council.</p> <p>Teen Leader – As a Teen Leader for multiple projects, it is important for me to focus on each 4-Her and their needs and/or desires. My main role in each of these projects is to work with the Adult Leader, as well as the Jr. Leader, to develop lesson plans and teach skills. As one of the older members of Santa Clara County 4-H, I believe I need to be a good role model to all of the 4-H members. I would like to keep all 4-Hers involved in all aspects of 4-H and grow from year to year with the program as I have. I believe 4-H has so much to offer and I would like everyone to see all of the benefits they can get from being in 4-H their entire life!</p>

<p>I. Record the goals you have for your leadership development.</p> <p>I have a few goals for my leadership development. I would like to build on my leadership skills and feel more confident with those skills as I believe this is vital to the success of all of my above roles. I also believe to be a good leader, you should always work as a team. I would like to strengthen my ability to work with others more effectively. If there is a conflict or personality issues and the team is not working together effectively to reach a common goal, I would like to be able to help resolve this.</p>
--

II. At the end of the program year, which of the 6 Cs (confidence, competence, character, caring, connection, contribution) do you plan to develop?

I would like to see myself grow in every aspect of the 6 Cs. Be more confident and competent in my leadership skills. I feel a person can always work on their character and caring in every aspect of their life. I would like to make a connection with 4Hers so they do not leave the program. I would also like to continue to work on making a huge contribution to not only 4-H but my community.

Leadership Development Report (Continued)

Part 2a: Submit one form per project for which you are a junior or teen leader OR other leadership activity.

Project/Activity	All Star Ambassador	Years in Project/Activity	2014-15
Leader	Robert [REDACTED]/Holly [REDACTED]	Number of other members	County Wide

Please list only those goals, strategies and shifting gears that apply to this project or activity. This page is to be completed at the beginning of the program year.

Select Goals	Pursue Strategies	Shift Gears
Record the goals you have for this project or activity. Think of each goal as a destination.	What are the steps you will take to reach your goals? Include by when, by whom, and the specific actions.	What are some things that may get in the way of achieving your goals? What can you do to overcome those challenges or obstacles?
As part of the All Star Team, our goal is to have County Wide events every couple of months (dances, events, etc)	We will have at least 3 dances (Fair dance, Halloween dance, Winter dance). We will also plan a County Wide event at either Gilroy Gardens or Monterey Bay Aquarium for the Spring. We will work together to plan each of these events.	We may not be able to secure a site for the dances or get approval to have the events we have planned. Start as early as possible to secure a site and have a back-up site in mind. Work with leaders and their concerns for the event(s). Be sure to work as a team to ensure their concerns are addressed.
We will work together to plan & implement the Leadership Over Night Conference. Our goal is to make this the best event of the year.	We will form an LON Staff and with them work to have a Leadership event over a weekend in February. We will have 5 workshops lead by 4H alumni. We will work on having a Guest Speaker.	The 4H alumni's may not be able to attend LON on the weekend that is selected. Another obstacle will be having an abundance of scholarship applications that will deplete our funds for the event. We will secure the alumni's as soon as possible so they can save the date. We will ask for donations at each of the dances we are planning. This money will be used for scholarships to LON.

Reviewed and Discussed	
I have personally prepared this report and believe it to be correct.	
4-H Member's Signature: [Redacted]	Date: 8-1-14
I have personally reviewed and discussed this report with the member.	
4-H Project/ Activity Leader's Signature: [Redacted]	Date: 8-2-14

Leadership Development Report (Continued) – All Star Ambassador

Part 2b: Please refer to the goals you selected at the beginning of the program year. This page is to be completed at the end of the program year.

Specific Goal	Discuss how you did or did not reach your goals for this project/ program/ experience.	What strategies worked or didn't work?	Give examples of when you had to shift gears toward reaching your goals.
Several County Wide Dances and a County Wide event that will have not only the older members attend but the younger members as well.	As part of the All Star Team, the goal of having several dances and a County Wide event was successful. We were also successful in including all ages at our events.	The strategy that worked the best was that the All Stars worked together as a team. We had monthly meetings to plan the 3 dances that we held and the County Wide event at Monterey Bay Aquarium.	After the first dance, we decided that we did have to have an earlier time for the Clovers to leave the dance. We also had to shift gears when planning the Monterey Bay Aquarium event. We originally wanted to have all 4-H members and their families enter MBA at no cost. MBA was only able to give us 100 tickets. We sent an email to all Santa Clara County 4-Hers inviting them to RSVP for the event. The first 100 to respond were able to get in free of charge. The remaining families could attend, but had to purchase a ticket.
We will work together to plan & implement the Leadership Over Night Conference. Our goal is to make this the best event of the year.	Again, as part of the All Star team, we worked together to meet the goal of having a successful LON Conference.	We used the same strategy of working together as a team to plan this event. We also enlisted other 4-H members to be part of the Staff team to help run this event. Another strategy was to have 4-H alumnus help with the workshops.	I do not believe we had to shift gears from our original plans. There was some last minute shifting while up at LON, but the main focus remained the same.

For the Project Leader: Please provide feedback and comments on the 4-H member's leadership role.

As one of Kyle [REDACTED] All Star advisers for the 2014-15 4-H Year I had the pleasure of working very closely with Kyle. While working with Kyle he demonstrated strong leadership and reasoning skills as he worked on a 4 person team that planned numerous 4-H events all while balancing representing all the youth in the Santa Clara County 4-H programs.

Kyle's leadership skills seemed almost intuitive and his level of preparedness was refreshing. Kyle researched all events before our planning sessions, gaining great knowledge and insight, allowing himself to make educated decisions and offer positive and creative insight. During all meetings Kyle always handled himself in a very professional and appropriate manner. With everything he did he included his fellow officers in coming up with the correct decisions.

One of Kyle's greatest strengths is his ability to adapt and think on his feet when things don't go as planned. Kyle was always able to remain calm and come up with an effective solution quickly.

For his age Kyle is one of the strongest leaders I've had the pleasure of working with or observing. I'm looking forward to seeing how Kyle uses his strong skills and amazing personality as he transitions into a young adult.

Robert [REDACTED]
2014-15 SCC4H All Star Advisor
Adams 4-H Community Club Leader

Reviewed and Discussed

I have personally prepared this report and believe it to be correct.

4-H Member's Signature: [REDACTED]

Date: 6-20-15

I have personally reviewed and discussed this report with the member.

4-H Project/ Activity Leader's Signature: [REDACTED]

Date: 6-28-15

Leadership Development Report (Continued)

Part 2a: Submit one form per project for which you are a junior or teen leader OR other leadership activity.

Project/Activity	El Sereno Club Co-President	Years in Project/Activity	2014-15
Leader	Joe [REDACTED]	Number of other members	92

Please list only those goals, strategies and shifting gears that apply to this project or activity. This page is to be completed at the beginning of the program year.

Select Goals	Pursue Strategies	Shift Gears
Record the goals you have for this project or activity. Think of each goal as a destination.	What are the steps you will take to reach your goals? Include by when, by whom, and the specific actions.	What are some things that may get in the way of achieving your goals? What can you do to overcome those challenges or obstacles?
My first goal is to be prepared for each meeting. I believe it is important that meeting are well planned and start and end on time.	I will use an agenda which will focus on the business at hand for the meeting and time frame for the meeting.	A challenge would be if the agenda was not sent to the Board by the parliamentarian or if a member is not present to give their report. I can keep my handwritten agenda from the Executive Board meeting to work from. If a member is not present to give their report, I could see if there is another member that is willing to give the report.
My other goal is to work closely with my Co-President and the Executive Board Team to promote and facilitate the club.	To reach this goal, I will attend the Executive Board meetings at the beginning of every month, as well as the monthly Club Meetings and all activities that we plan as a Board.	A challenge might be if we make plans for the Club Meeting and the officer is unable to complete their task at the meeting. By keeping open communication we will know in advance if everyone is not able to make the Club Meeting and we can reassign the task.

Reviewed and Discussed	
I have personally prepared this report and believe it to be correct.	
4-H Member's Signature: [REDACTED]	Date: 9/1/14
I have personally reviewed and discussed this report with the member.	
4-H Project/ Activity Leader's Signature: [REDACTED]	Date: 9/5/14

Leadership Development Report (Continued) – El Sereno Club Co-President

Part 2b: Please refer to the goals you selected at the beginning of the program year. This page is to be completed at the end of the program year.

Specific Goal	Discuss how you did or did not reach your goals for this project/ program/ experience.	What strategies worked or didn't work?	Give examples of when you had to shift gears toward reaching your goals.
My goal is to be prepared for each meeting and have the meetings run smoothly with everyone working together.	This goal was met as we successfully ran 10 meetings ending them on schedule and everyone was prepared and worked together as a team.	The strategy to print off the agenda the day of the Club Meeting did not seem to work.	I had to change my strategy to using the copy of the agenda that we put together at the Executive Board meeting. This agenda already had my notes for the Club meeting which seemed to work better for me.
My goal was to work closely with my Co-President and the Executive Board Team to promote and facilitate the club.	I believe I reached this goal as the Executive Board team worked together during the year to facilitate all monthly meetings and several activities during the year.	Using the strategy of attending all the Executive Board meetings, Club Meetings and all activities for the club worked very well this year. Although, it was sometimes hard to get to the meetings on time due to other commitments.	A couple of times I had to have the either the Co-President or Vice President start the meetings for me at both the Executive Board and Club Meeting. By having them start the facilitation of the meeting, we shifted gears slightly until I could be present.

For the Project Leader: Please provide feedback and comments on the 4-H member's leadership role.

To whom it may concern, I am the Club Leader in the El Sereno 4-H Club responsible for working with the El Sereno Executive Board run by the Youth members of our club. I'd like to acknowledge the fantastic contributions as Club President that Kyle made during this last 4-H year. We are a very active club, and Kyle demonstrated his leadership to organize and run the monthly meetings, worked with all the clovers and younger members, and participated in our outreach activities. Kyle demonstrated his strong communication capabilities during the meetings to keep them moving ahead and on track. Kyle was a very strong President.

Thank you,

Joe [REDACTED]

Reviewed and Discussed	
I have personally prepared this report and believe it to be correct.	
4-H Member's Signature: [REDACTED]	Date: 6/18/15
I have personally reviewed and discussed this report with the member.	
4-H Project/ Activity Leader's Signature: [REDACTED]	Date: 7/5/15



California 4-H Youth Development Program

Leadership Development Report

Part 3: *Complete this page at the end of the program year.*

Through your leadership activities, did you identify a spark, passion, or interest? What did you do and learn?


This year has been one of the best years! I knew I always had a passion for cooking, but now I also realize have a true interest in helping others. Being one of the older 4-H youth leaders in Santa Clara County has given me the approach to see challenges that I have faced as opportunities to grow and learn more about myself and others. I have been able to take the several leadership roles I hold this year and learn from each of them. As a Teen Leader in several projects I learned how to adapt our way of presenting a project to each specific group. Everyone learns differently and some have the main interest in the project as a whole, but may want to do the specific project we are working on that day differently. In Stills, we came up with the idea of giving the members the main project we were doing in advance but also sending them several different ways of doing that specific project. The meetings were perfect for the different age groups that we had. As an All Star my primary role to be a mentor to all Santa Clara County 4-Hers. Even though my year has ended, I would like to continue to mentor the 4-Hers of all ages. I have discovered through all of my leadership experiences that I have a passion for teaching, being a mentor and a friend. I hope to continue in pursuing this throughout my 4-H career and beyond.

Discuss the 6 Cs (confidence, competence, character, caring, connection, contribution) that you developed this year. Which C(s) did you develop? How do you know that you grew in that C? If you developed a C that you did not plan to, (Part 1) discuss that C as well.

I learned that it is very important to have a plan for my activities. When I had a detailed plan for the activities and what we wanted the members to learn we were able to accomplish our main goal. I believe I was able to develop in all the C's: **Confidence** - I believe I gained a lot of confidence in my ability to work with people of all ages by understanding their needs and teaching them in a way that made them feel accomplished. **Competence** - As I prepared to help the members become competent in the project we were doing, I also gained knowledge in the best way to teach them. I believe I improved in my listening skills, understanding people and conveying suggestions in constructive ways. **Character** - I always hope to convey a positive character. It was very important to me to always help the younger members. I also hope I was able to show them good character when not doing as well as I could have during a competition. **Caring** - I really wanted each of the 4-Hers to realize how much they meant to me and how important they were as part of our project and/or group. **Connection** - Making healthy connections with people of all ages is very

important. I wanted the members to realize that they were part of this group and that we all cared about one another. Slowing down during the meetings just to find out how they were and what they had been up to in 4-H as well as their outside activities was very important to me.

Contribution – I hope that I was able to help the members realize what 4-H is and what 4-H can do for them throughout their life. I hope that I was able to inspire them so they are successful and they can possibly share their skills when they are in a leadership role.

Final Signature	
I have personally prepared this report and believe it to be correct.	
Member's Signature: 	Date: 6/20/15

STATE 4-H FIELD DAY

By: Kyle [REDACTED]

State Field Day was a lot of fun. It was held on May 31 at UC Davis. State Field Day was over-loaded with fun filled events. There are many events at State Field Day including; State Presentation Day, State Fashion Revue, and State Photography challenge just to name a few. They also have booths that you can walk around and look at. You can see about 1,000 California 4-Hers walking around or enjoying the “picnic” feel in the quad. They have the State Fashion Revue Show after lunch.

This year we had a several members from our county join in at the events: at State Fashion Revue April Alger received State Winner in Upcycled and Dustin Geringer received a medal in Traditional; Matthew Smith received Best of Show and Best of Division on two of his pictures that he entered in the State Photography challenge; and at State Presentation Day we had many participants from different clubs receiving a Gold.

Next year State Field Day will be the last Saturday in May (5/30/2015). It is a great event and is worth going to. Below is the logo for 2015 (which you can enter next year). Check out the website for details: <http://4h.ucanr.edu/Programs/Events/SFD/>



A note from the Office:

Thank you for your report, Kyle! The State 4-H Field Day was a great success! See the following link for the results of a satisfaction survey carried out for all attendees: <http://4h.ucanr.edu/files/195534.pdf>

Overall, youth and adults were highly satisfied with the 2013 and 2014 State 4-H Field Days.

Respondents reported feeling respected by judges, learning something new, and planning to continue in 4-H for another year. These results help reveal many of the valuable benefits achieved for youth and adults participating in the event.

El Sereno Newsletter

January, 2015

January Baking Contest

By: Alexander [REDACTED]

Hi 4Hers!

The theme for baking contest this month is ANYTHING YOU WANT TO BAKE!!!!

I hope to see loads of creative confections on the table when we go back to judge on Wednesday! As always, there will be great prizes and fun!

SANTA CLARA & STATE 4-H FASHION REVUE

By: Kyle [REDACTED]

The theme for the State Fashion Revue for 2015 is "Through the Looking Glass"

As Santa Clara County has always done in the past, we will have the same categories that they offer at the State competition. Incorporating participant suggestions, at the State level, the two challenges for 2015 will be Costumes and Jackets. The Costume Challenge uses any technique, any materials, and any pattern, with no project requirement. The Jacket challenge represents the sewing project and has tiered requirements: Juniors make a jacket using any pattern; other garments may be purchased or sewn. Intermediates make a jacket using any pattern and one other garment for the outfit. Seniors make a complete outfit including the jacket. The Traditional, Upcycled, and Consumer Science Purchased \$40 will all return for 2015. 4-H age divisions statewide for 2014-

2015 are Juniors 9 -10, Intermediates 11 - 13, and Seniors 14-19. Santa Clara County Fashion Revue will be on May 2nd at the Berger Drive Auditorium. Please see the SFR website for more information: http://4h.ucanr.edu/4-H_Events/SFD/SFR/

Presentation Day

By: Kyle [REDACTED]

SAVE THE DATE - Presentation Day will be on Saturday, February 28th at the Berger Drive Auditorium. Online registration will be opening soon. You can go to the State website to review the Presentation Manual (<http://4h.ucanr.edu/files/2193.pdf>)

This has always been a great event to participate in or even just to go and watch other presentation. Be sure to mark your calendar!

FAVORITE FOODS DAY

By: Dustin [REDACTED]

Favorite Foods Day will be on Saturday, March 14th at Berger Drive Auditorium. Online registration is now open and closed on Sunday, March 1st at 5:00 pm. Guidelines are posted at <http://cesantaclara.ucanr.edu/files/205032.pdf>

What is Favorite Foods Day you ask?

4-H Favorite Foods Day is an event open to **ALL** Santa Clara County 4-H Youth. (you do not have to be enrolled in a Food related project to enter).

#FashionRevue



**Santa Clara County
4-H Fashion Revue
May 2, 2015**

I designed the 2015 Santa Clara County Fashion Revue Program Cover

WATER SAVING TIPS FOR THE HOME...

Kitchen



If you accidentally drop ice cubes, throw them in a house plant instead of the sink.



Keep a pitcher of drinking water in the refrigerator instead of running the tap.



When washing dishes by hand, don't let the water run. Fill one sink with wash water & the other with rinse water.

Bathroom



When brushing your teeth, washing your hands, or shaving turn the water off until you are ready to rinse.



Take 5 minute showers.



Fill the bathtub halfway or less. When running a bath, plug the bathtub before turning on the water. Adjust the temperature as the tub fills.

Outdoors



Wash cars with a bucket, sponge, and hose with self-closing nozzle.



Use a broom to clean driveways, sidewalks and patios.



As a family, check sprinkler system often. Adjust so only the lawn is watered.

For more water saving tips go to <http://saveourwater.com>

I made this flyer on Conserving Water for Santa Clara Residents

September 23, 2015

My name is Lori [REDACTED] and my daughter, Natalie, has been in 4-H for over 5 years. I credit the [REDACTED] Family with getting us involved in this wonderful organization. Natalie has a twin brother who was diagnosed at just 20 months of age with classic autism. Chase has never had much interest in 4-H until he met Kyle [REDACTED]

Kyle asked specifically if he could "mentor" Chase and help him during STILLS meetings. As a mom of a special needs child, I am always reluctant to have Chase mingle with typical children in the community due to communication barriers and behavioral challenges. But, Kyle specifically wanted to help Chase and assured me he would be fine.

Kyle is the most mature and patient young man I have ever known. To see him interact and communicate with my son in a way he could understand was so refreshing. He made the STILLS meetings fun and interesting. While Chase needed a great deal of assistance, Kyle made sure the project was Chase's alone. He helped only when Chase needed help and guided him through the process rather than doing it for Chase.

Chase is looking forward to another year in STILLS and working along side his new friend, Kyle.

Thank you,

[REDACTED]
Lori [REDACTED]

♥ thank you!!
Chase

California 4-H Youth Development Program
Winner Award

This award is presented to

Kyle



*in recognition of your effort and achievement in the
2014 State Record Book Competition.*

A handwritten signature in blue ink, likely of the Associate Director of 4-H Program and Policy.

Associate Director of 4-H Program and Policy

Date

■ **University of California** Agriculture and Natural Resources



Food Preservation

Foods & Nutrition

PROJECTS

Clothing & Textiles

Public Speaking

Stills

Record Book



✿ This is the indicator I have used to show myself in each picture.



Handing out Awards at County Achievement Night (11/16/14)



All Star Reports at Club Meetings (14/15)



Creating our All Star Board at SCC Fair (8/14)



Having Fun at the All Star Dances (7/14, 12/14, 10/14)



Santa Clara Co. All Stars

(Kyle, Cami, Becca & James)

2014-2015



Santa Clara County 4-H Day at Monterey Bay Aquarium (4/25/15)



Conducting Workshops at LON Conference (2/15)



Santa Clara 4-H Delegates at SLC Santa Cruz (8/14)



Explaining 4-H at the All Star Booth at Mega Field Day (10/4/14)



Our last event as 2014-15 All Stars - Announcing the new 2015-16 All Star Team Dinner (6/6/15)



Performing Club Installations at El Sereno & Rolling Hills 4-H Club (14/15)

✦ This is the indicator I have used to show myself in each picture.

LEADERSHIP



Decorating for our El Sereno Halloween Party, San Jose (10/15/14)



Explaining "Rockets to the Rescue" for 4-H National Youth Science Day to families at Mega Field Day (10/4/14)



Running the Presentation Day Workshop for Santa Clara County.



Working the music for the CAL Workshop (learning to Pretzel), Petaluma (1/15)



Leading El Sereno Club Meetings, San Jose (4/15)



Having fun, while planning the October Meeting with the Executive Board, San Jose (10/5/14)




Helping with Recreation at the CAL Conference in Petaluma (1/15)



Handling Security at State Fashion Revue, parents are not allowed on the 2nd floor, Davis (5/30/15)



Working on Campers Badges for 4-H Camp (Camp Staff Meeting), San Jose (5/5/15)



4-H Camp Staff cleaning the camp after a fun week at camp, Pescadero (6/15)



Helping Chase with his Stills project, San Jose (1/31/15)



Dustin & I working on registration for County Fashion Revue, San Jose (5/2/15)



Ice-breaker game with new members at our first Record Book Meeting, San Jose (9/17/14)



✦ This is the indicator I have used to show myself in each picture.

CITIZENSHIP



Handing out Hats to Homeless, San Jose (12/23/14)



Lawn Care for elderly, San Jose (14)



The wishing well and planter that was donated to the Clover Foundation Gala, San Jose (5/16/15)



Putting together the Food Preservation Basket for Habitat for Humanity Silent Auction, Hanford (12/22/14)



Selecting a toddlers name from the Giving Tree for Christmas, San Jose (12/20/14)



El Sereno 4-H Members Making Memorial Day Wreaths for Veterans, Saratoga, CA (5/24/15)



Working on fleece blankets during Fashion Revue to be given to fire victims, San Jose (5/2/15)



Collected & Donated many items throughout the year to Santa Clara County Foster Kids. This drop off was for clothing (6/19/15)



Registering runners for CMG5K, Hanford (3/29/15)



🍀 This is the indicator I have used to show myself in each picture.

EVENTS & ACTIVITIES

Attending Santa Clara Co. Youth Fair, San Jose (8/2/14)



Attending County Awards Night with El Sereno 4-Hers, San Jose (11/14/14)



Having fun at the Club Christmas Party with El Sereno 4-Hers, San Jose 12/17/14

Participating at SLC Conference with State Delegates, Santa Cruz (8/15/14)



Participating at 4-H/NASA Rocket to the Rescue Training, San Jose, (9/9/14)



Attending N-C Section Meeting, Woodland (5/16/15)



Participated in the CMG5K. Came in 2nd overall, Hanford (3/29/15)



Playing games at the El Sereno End of Year Party, San Jose (6/17/15)

Santa Clara County representatives at CAL Conference, Petaluma (1/15)



Dustin trying to make me smile at LON, Saratoga (3/29/15)



Saying good-bye to 4-H Camp participants, Pescadero (6/28/15)



Attending 4-H Day at MBA, Monterey (4/25/15)

◆ This is the indicator I have used to show myself in each picture.

Summary of 4-H Projects		
Year(s)	Level/ Scope	Project Title and Brief Description
2008-2014	I, L, C, S Items Made: 135 Total Events Judged: 25 Total	Clothing & Textiles - Knowledge: Learned safety in using sewing equipment, machine parts, pattern symbols, IDing fabrics and tools, information on end of fabric bolt, testing fabric content, altering and designing patterns. I have also learned how to take accurate body measurements, alter or mend garments, and tailoring techniques. Life Skills: Management, Planning, Organization, & Confidence,
		Honors/Recognition – Clothing & Textile Proficiency Level 1, 2, & 3 C; BOD 2C, 3S; BOS 3C, 2S; Wool Growers 2S; Golden Bear 2S; Am Sewing Guild 1S; Friends of Fair 1S; FR Medalist/Winner 9C; SFR Medalist 3S, Winner 1S
2008-2014	I, L, C, S Pints Made: 245 Total Events Judged: 6 Total	Food Preservation - Knowledge: A variety of methods to preserve food, the difference between water bath and pressure cooking, liquid vs. powdered pectin, reprocessing jars that did not seal, importance of sterilizing equipments, how to cool, test and store jars, prepare and pack food, removing air bubbles and sealing jars. I also learned how to dry different fruits and meats. Life Skills: Planning, Preserving Food Safely, Budgeting & Nutrition
		BOC 1C, 4S; BOD 2C, 5S; BOS 1C 2S; C&H Sweepstakes 4S; Overall Sweepstakes 3S
2008-2014	I, L, C Items Made: 155 Total Events Judged: 12 Total	Foods & Nutrition - Knowledge: I gained knowledge in safety techniques, temperatures for hot/cold foods, selecting healthy means, knowing “MyPlate”, care food cost of fast food vs. home preparation, proper tablesetting. Also learned how to read the “Nutritional Facts” on labels, planned, purchased and prepared meals on a regular basis. Life Skills: Nutrition, Kitchen & Food Safety, Food Shopping, Budgeting, & Planning
		BOS 2C; Medalist 3C; People’s Choice 1C
2008-2014	I, L, C, S Presentation 25 Total Reports: 152 Total	Public Speaking – Knowledge: I continued to work on my public speaking skills by turning nervousness into positive energy while speaking, accepted feedback from members and advisors, expanding my skills for planning preparation and performance, organizing ideas in a logical order. Life Skills: Confidence, Communication, & problem solving
		Medalist 4C, 2M, 2S
2008-2014	I, L, C Items Made: 122 Total Events Judged: 8 Total	Stills - Knowledge: I continue to improve my skills working with different mediums including preparing wood surface for finishing, techniques of painting on wood, ceramics and glass, parts of a camera, changing lends, cropping image processing on the computer, coordination of color, texture, & pattern, and recycled products. Life Skills: Shifting Gears, Patience, Creativity
		BOD 5C; BOS 7C, High Point Award 2C
2010-2013	I, L, C, S	Leadership – Knowledge: I learned the 6 C’s (contribution, competence, character, caring, confidence, connection) through iThrive and how to apply them in each of my leadership roles, goal management skills (Selecting Goals, Pursuit of Strategies and Shifting Gears) Life Skills: Conflict Resolution, Patience, Caring, Organization and Communication
2008-2012	I, L, C	Archery – Knowledge: I learned the importance of safety rules on and off the range, identified the parts of a bow and arrow, was able to demonstrate the correct steps in shooting, Life Skills: Patience, Judgment and Confidence
		Proficiency Level 1 & 2

BOC = Best of Class; BOD = Best of Division; BOS=Best of Section

Summary of 4-H Leadership Achievements/Activities	
Level/Hours	Leadership Position/Activity, Brief Description and Year(s)
L/30 L/50 L/35 L/15 L/10	Executive Board Offices held with El Sereno 4-H Club Vice President #2 (13-14) Corresponding Secretary (12-13) Club Secretary (11-12) Refreshment/Baking Contest (10-11) Sergeant at Arms (09-10)
L/80 L/52 L/48 L/25	Jr./Teen Leader Positions – Worked with members and leaders to coordinate, set goals, develop lesson plans, and teach safety & skills of each project Foods & Nutrition/Gluten-Free (10-14) Public Speaking (10-14) Stills (11-14) Archery (10-11)
S/30 C/48 M/60 LC/12 L-C- M/8	Leadership Training/Development – Attended, participated and ran various conferences and workshops to develop my leadership skills State Leadership Conference (13-14) Leadership Overnight Conference (11-14) Create-A-Leader Conference (10-14) Club & County Officer Training (09-14) Record Book Training (09-14)
C/25 L/5.5 C/25 C/78 L/12 L/15 L/18	Committee Chairperson – Organized, planned, implemented and directed the following: Public Speaking Workshop (13-14) Club End of the Year Party (13-14) Fashion Review Workshop (11-14) Fashion Review (10-14) Club Christmas Party (10-13) eScrip Club Fund Raising (09-13) Club Food Preservation Workshop (09-10)
C/60 C/138 C/18 S/140 L/12 L/15 L/15 L/17.5 L/20 L/20 L/5	Committee/Staff Member – Worked with a team of youths and adults to develop, organize, plan and implement the following: Leadership Overnight (LON) Staff (13-14) Camp Staff (11-14) Public Speaking Workshop (11-12) State Fashion Revue (10-14) Club Thanksgiving Potluck (09-14) Club Halloween Party (09-14) Club End of Year Party (08-12) Canned Food Drive (08-14) Club Meeting Clean-up (08-14) Citizenship (08-10) Club Christmas Party (08-09)
L/6 S/10 C/2.5 S/2 C/1.5 C/1	Judging Opportunities – to improve evaluation and communication skills: Club Judging Contests (08-14) – Judging at State Field Day (08-14) – Logo Contest, Plant ID Contest, Sewing ID Contest ID Judging at Fashion Revue (10-14) – ID & Judging Contest throughout the years ID Judging at Make it With Wool Contest (08-12) – ID contest throughout the years County Fashion Revue Judge (11-14) – Served as Judge for the Clovers Favorite Foods Day Judge (11-12) – Served as Judge for the Clovers
C/10 M/12 M/5 M/20	Miscellaneous Leadership Roles – to improve leadership and communication skills: Presentation Day Room Host (09-13) Sectional Presentation Day Room Host (11-14) Sectional Presentation Day Courier (09-10) C.A.L. Cabin Leader (2013-14)
I/198 I/80 I/60 I/77 I/34	Leadership Opportunities Outside of 4-H – to grow in my leadership roles Bret Harte Leadership Team (12-13) Captain of Baseball Team(s) (09-14) Captain of Football Team(s) (09-13) Kinder Buddy for Graystone Elementary (09-10) Captain of Soccer Team(s) (08-09)

Summary of 4-H Citizenship & Community Service Activities		
Year(s)	Level/Hours	Citizenship Activity and Brief Description
2008-2014	L/5, C/5 M/7 L/6, C/7 C/18 G/8 C/9 S/7 C/23, M/17 C/17 C/13 C-17	Adopted a family-Collected & donated needed items for family in need. Donated gift baskets to Catholic Daughters for Silent Auction Fundraiser Collected & Donated Non-perishable for for Second Harvest Food Bank Collected & Donated school supplies, books, clothing, shoes, blankets, food and toys & games to local needy families and rescue missions. Wrote thank you notes and holiday cards to Military personnel yearly Donated to various Cancer funds every year (prostate, breast, relay for life) Made & donated food preservation to Sacramento homeless shelter Made & donated jam/ jelly to Soup Kitchens and Habitat for Humanity Bell ringing for Salvation Army Donated and sorted toys for "Toys for Tots" for less fortunate Helped at County Fair (Set-up, judging, and information booths)
2013-2014	C/20 L/30 M/2 I/2 M/1, S/1 M/3	Organized & Ran 4-H, Craft & Petting Zoo booth at Take Flight for Kids-300 families Lawn care for elderly (including mowing lawn, pulling weeds, planting flowers) Donated Stills project to a silent auction for funeral expenses for a 4-H family Collected & donated meat for Enchilada sale for child with terminal cancer Made & donated shopping bags from recycled t-shirts and Wheelchair/Walker bags for Senior Citizens Promote 4-H at 4-H Booth at the Kings County Fair
2012-2013	M/10 C/1 G/2.5 S/5.5 S/3	Made & donated comfort blankets to terminally ill patients & family Collected & donated Dr. Seuss books to a local children's shelter Made & donated cooling scarves for the military Made & donated stuffed animals for "A Zoo of Hugs" and Made & donated drawstring bags for Foster Care children
2011-2012	L/2 C/1 C/1 S/5 I/16 I/25	Christmas Caroling at a local nursing home Donated Birthday Party supplies for underprivileged children Donated new shoes to "New Red Shoes" Made & donated 50 pillow cases to "Million Pillow-case" Project *Collected & donated sports equipment for Boys & Girls Club *Ran recreation during VBS Camps
2010-2011	C/20 C/3.5 S/2 M/5 I/40	Collected, donated & delivered school supplies, books & monetary donations (20 boxes) to SJU school that lost everything to an arson fire. Donated toiletries to San Jose homeless, new shoes to "New Red Shoes" and newspapers and towels to Animal Shelter Made and donated cover-ups for "Operation Cover-up" Promote 4-H at Kings Co. Street Fair *Pumpkin Bust Booth Volunteer ; Ran Recreation for Bible School Camp
2009-2010	M/4 L/3,C/4,S/2	Served at Fair Boosters Lamb Feed and helped at Kings County Soup Kitchen Donated to Earthquake Victims, Operation Heroes, Hats off to Kindness, Project Linus, Pregnancy Center
2008-2009	M/8 S/4 M/3.5 C/1.5 C/5	Sewed blankets & collected cash (Change Bandit) for Valley Children's Hospital Collected & Painted rocks for SLC; Donated stuffed bears to Children's Hospital Sorted shoes, sewed bags and made cards for needy families Visited & Read to the elderly at Convalescent Home Beach Clean-up day

*=Outside of 4-H