



2015 State 4-H Record Book Evaluation County Check Sheet

NOTE: Attach check sheet to inside front cover of 4-H Record Book.

Name	Ashley [REDACTED]	County	Kings
Program Year:	Starting Month & Year <u>07/2014</u>	Ending Month & Year	<u>06/2015</u>
<i>(Must be limited to a twelve-month period for the 2014-2015 program year.)</i>			
Birthdate:	[REDACTED]	Age on December 31, 2014	<u>16</u>

The Book must meet the following criteria before being submitted to State Evaluation:

- 4-H member is at least 14 years of age and no older than 19 years old by December 31, 2014.
- 4-H member was enrolled in the 4-H Youth Development Program during the entire program year for which the 4-H Record Book is being submitted.
- Folder/Binder:** Program year, member's name, county, 4-H club, and address included.
- Correct formatting:** 4-H Online Record Book print copy (all default print settings as defined by ORB are acceptable)
 - Or if handwritten or typewritten in black ink with at least 11 point font, follows these specifications:
 - At least 1" margins on all sides.
 - Page limitations not exceeded.
 - No plastic page covers.
- State 4-H Judging Cover Page completed and with required signatures.
- Personal Development Report completed and with required signatures.
- My 4-H Story written and no more than 6 pages included.
- Projects:**
 - An Annual Project Report Form for each project completed with required signatures.
 - A Junior/Teen Leadership Development Report for each Junior/Teen Leadership reported with required signatures.
 - County Supplemental forms removed.
- Collection of 4-H Work** – Maximum of 11 pages total, including:
 - No more than 2 pages of Newspaper clippings (single sided), 2 pages of letters (single sided), 5 pages of photographs (single sided), and 2 pages of flyers/brochures maybe double sided.
- Three summary pages:** Project Leadership Citizenship
- Previous Years' Materials** removed.

COUNTY 4-H OFFICE STAFF SIGNATURE

My signature below, endorses that I have reviewed this 4-H Record Book and it meets the guidelines stated in the 2015 4-H Record Book Manual and the criteria stated above.

Name: Georgene L. Diener Signature: [REDACTED] Date: 10-16-2015



California 4-H Youth Development Program 2015 State Evaluation Cover Page

Complete this form to enter your book in state competition

PERSONAL INFORMATION

County: Kings Program Year: 2014-2015

Name: Ashley [REDACTED] Total Years in 4-H: 8
(including years as a primary member)

Birthdate: [REDACTED] Age on December 31, 2014: 16

Address: [REDACTED]

City: [REDACTED] State: [REDACTED] Zip: [REDACTED]

Phone: [REDACTED] Email: [REDACTED]

Name of 4-H Club/Unit: Oakvale 4-H Club/Kings County Size of Club/Unit: 28

4-H Enrollment Status (check all that apply):

Club Special Interest/Short-Term Overnight Camping
 School Enrichment Individual Study School-aged Child Care

Previous 4-H Record Book State Winner Year: 2012-2013

CONFIRMATION

This application is an honest reflection of my work. I completed the required Online Record Book Quick Start Course by June 30th, 2015. I understand that copies of applications and Record Books become the property of the California 4-H Youth Development Program and may be used in whole or in part for public relations and training.

Signature 4-H Member: [REDACTED] Date: 9/27/15

I reviewed this application and believe it to be correct.

Community 4-H Club/Unit Leader: [REDACTED] Date: 9/27/15

SPECIAL ACCOMODATIONS

If any accommodations have been made for 4-H members who cannot complete the 4-H Record Book in 4-H Online Record Book or in other acceptable formats, please attach a note detailing the accommodations.



California 4-H Youth Development Program Personal Development Report

County: Kings

Name of 4-H Club/Unit: Oakvale

Program Year: 2014/2015 Total Years in 4-H: 8th
(Include years as a primary member)

Name: Ashley [REDACTED]


Birth Date: [REDACTED] Gender: Female

Age on December 31: 16 Grade in School: [REDACTED]
(of the program year listed above)

Address: [REDACTED]

City: [REDACTED] State: [REDACTED] Zip: [REDACTED]

Email: [REDACTED] Phone: [REDACTED]



A minimum completed club 4-H Record Book consists of the following items.

1. Section 2: Personal Development Report
2. Section 3: My 4-H Story
3. Section 4: Projects - One project report form for every project completed

Club Meetings Attended This Year During the current year, 80% attendance is required for any achievement rank <i>Do not include project meetings.</i>	Meetings Held	Meetings Attended	Hours Attended	Percent Attended
		8	7	7 hrs

I have personally prepared this report and believe it to be correct.

Member's Signature: [REDACTED] Date: 8/5/15

I have personally reviewed this report and believe it to be correct.

Parent/Guardian Signature: [REDACTED] Date: 8/5/15

4-H Community Club/Unit Leader's Signature: [REDACTED] Date: 8/5/15

Personal Development Report: Participation

1. 4-H Projects Completed This Year Star Requirements: Bronze 2, Silver 4, Gold 8, Platinum 12 Total Past Years: <u>91</u> Total This Year: <u>11</u> Total All Years: <u>102</u>				
<i>During the current year, 80% average attendance across all projects is required for any achievement rank.</i>	Meetings Held	Meetings Attended	Total Hours	Percent Attended
1. Clothing & Textiles	7	7	20	100
2. Food Preservation	6	6	14.5	100
3. Foods & Nutrition	4	4	19	100
4. Table Setting	5	5	8.5	100
5. Fashion Revue	6	6	10	100
6. Creative Arts and Crafts	4	4	11	100
7. Photography	6	6	11.5	100
8. Ornamental Horticulture	5	5	8	100
9. Citizenship/Community Service	5	5	20	100
10. Scrapbooking	5	5	9	100
11. Leadership Development	8	7	7	87.5
TOTALS	61	60	138.5	
AVERAGE			2.3	98.4

2. 4-H Project Skill Activities Star Requirements: Bronze 4, Silver 8, Gold 15, Platinum 20 Total Past Years: <u>214</u> Total This Year: <u>23</u> Total All Years: <u>227</u>				
Date	Hours	Level	Activity Title & Brief Description	Location
7/2014	.5	S	California State Fair- Clothing	Sacramento, CA
7/2014	.5	S	California State Fair- Food Preservation	Sacramento, CA
2/21/2015	1	C	Kings County Favorite Foods Faire	Hanford, CA
2/21/2015	1	C	Kings County Place Setting Contest	Hanford, CA
3/28/2015	4	C	Kings County Fashion Revue	Hanford, CA
4/9-11/2015	.25	C	Kings County 4-H Fair- Clothing	Hanford, CA
4/9-11/2015	.5	C	Kings County 4-H Fair- Food Preservation	Hanford, CA
4/9-11/2015	.25	C	Kings County 4-H Fair- Arts & Crafts	Hanford, CA
4/9-11/2015	.25	C	Kings County 4-H Fair- Photography	Hanford, CA
4/9-11/2015	.25	C	Kings County 4-H Fair- Ornamental Horticulture	Hanford, CA

11/3/2014	1	C	Kings County Leaders Council Meeting	Hanford, CA
11/8/2014	3	C	Kings County 4-H Judging Day	Hanford, CA
11/8/2014	1	C	Kings County 4-H Council BBQ	Hanford, CA
11/16/2014	1	M	South Central Section Council Meeting	Sacramento, CA
11/16/2014	3	S	State Leaders Forum	Sacramento, CA
12/6/2014	2	L	Kingsburg Christmas Float Building	Kingsburg, CA
1/23-24/2015	18	M	LCORT	Sanger, CA
2/3/2015	1	C	Kings County Leaders Council Meeting	Hanford, CA
2/14/2015	4	M	South Central Section Council Meeting	Fowler, CA
2/21/2015	1	C	Kings County Food Olympics/Favorite Foods Fair	Hanford, CA
2/21/2015	1	C	Kings County Food Olympics/Place Setting Contest	Hanford, CA
2/21/2015	2	C	Kings County Presentation Day	Hanford, CA
3/7/2015	.5	C	Kings County Color Me Green Training Day	Hanford, CA
3/12/2015	4	C	Kings County Farm Day	Hanford, CA
3/28/2015	4	C	Kings County Fashion Revue	Hanford, CA
3/29/2015	4	C	Kings County Color Me Green Run	Hanford, CA
4/11/2015	3	C	Kings County 4-H Fair	Hanford, CA
5/7/2015	2	C	Kings County Leaders Recognition Dinner	Hanford, CA
5/30/2015	2	S	State 4-H Field Day	Davis, CA
5/30/2015	6	S	State Fashion Revue	Davis, CA
6/11/2015	4	C	Kings District Fair	Hanford, CA
6/19-20/2015	16	S	California Focus	Sacramento, CA
Total Number:				32

5. 4-H Citizenship & Community Service				
Star Requirements: Bronze 10, Silver 20, Gold 30, Platinum 40				
Total Past Years: <u>113</u> Total This Year: <u>8</u> Total All Years: <u>121</u>				
Date	Hours	Level	Citizenship Activity	Location
12/5/2014	1	L	Bell ringing for Salvation Army	Kingsburg, CA
3/28/2015	.5	C	Made bracelets for residents of Senior Home	Hanford, CA
3/28/2015	1	C	Modeling for Senior Home residents	Hanford, CA
5/2014	1	L	Volunteer at Kingsburg Swedish Festival	Kingsburg, CA
5/30/2014	1	S	Donated hats for cancer patients to SFR service learning project	Davis, CA
5/30/2014	1	S	Donated pillowcases for foster children and homeless to SFR service learning project	Davis, CA
Citizenship/Community Service Outside of 4-H (List up to two significant citizenship activities)				
5/24-25/2015	2.5	L	Put out and picked up flags for Veterans at local cemetery	Kingsburg, CA
6/3-5/2015	3	L	Volunteer coach for Seapups recreation swim team	Kingsburg, CA
Total Number:				8

6. 4-H Communication Skills				
Star Requirements: Bronze 12, Silver 24, Gold 36, Platinum 48				
Total Past Years: <u>111</u> Total This Year: <u>22</u> Total All Years: <u>133</u>				
Required: 4-H Presentations Total Past Years: <u>38</u> Total This Year: <u>1</u> Total All Years: <u>39</u>				
Bronze = 4 Silver = 7 Gold = 10 Platinum = 15 Met Requirement <u>YES</u> <u>NO</u>				
Date	Hours	Level	Communication Activity	Location
8/31/2014	.10	C	"Pieces of the Pattern Puzzle" presentation at County clothing meeting	Hanford, CA
9/8/2014	.05	L	Prepared talk- club meeting- California State Fair	Kingsburg, CA
10/5/2014	.10	C	Readings for Kings County 4-H Week Catholic Mass	Hanford, CA
10/7/2014	.30	C	Prepared talk Kings County Board of Supervisors Meeting guest speaker	Hanford, CA
10/13/2014	.05	L	Prepared talk- club meeting- Kings County 4-H Madness	Kingsburg, CA
10/13/2014	.05	L	Prepared talk- club meeting- Kings County 4-H Mass	Kingsburg, CA
10/13/2014	.05	L	Prepared talk- club meeting- Kings County Board of Supervisors meeting	Kingsburg, CA

2/23/2015	.05	C	Kings County Food Olympics/Place Setting Contest Senior Division Winner	Hanford, CA
2/23/2015	.05	C	Kings County Food Olympics/Favorite Food Faire Senior Division Winner	Hanford, CA
2/2015	NA	S	State Record Book Medalist	Davis, CA
4/11/2015	.05	C	Kings County 4-H Fair – Arts & Crafts – Best of Show – Wall art	Hanford, CA
4/11/2015	.05	C	Kings County 4-H Fair – Clothing– Best of Show – Wool dress	Hanford, CA
4/11/2015	.05	C	Kings County 4-H Fair – Place Setting – Best of Show – Easter lunch	Hanford, CA
4/11/2015	.05	C	Kings County 4-H Fair – Ornamental Horticulture – Best of Show – Planter	Hanford, CA
4/11/2015	.05	C	Kings County 4-H Fair – Food Preservation – Best of Show – Tomato jam	Hanford, CA
5/2015	NA	S	California 4-H State Ambassador	Davis, CA
5/31/2014	2	S	State Fashion Revue – Medalist	Davis, CA
6/14/2015	.05	C	Kings District Fair – Overall Clothing Award	Hanford, CA
6/14/2015	.05	C	Kings District Fair- Clothing- Best of Show – Wool dress	Hanford, CA
6/14/2015	.05	C	Kings District Fair – Scrapbooking – Best of Show – Wall art	Hanford, CA
6/14/2015	.05	C	Kings District Fair – Food Preservation – Best of Class – Zucchini pickles	Hanford, CA
6/14/2015	.05	C	Kings District Fair- Ornamental Horticulture- Best of Show - Planter	Hanford, CA
6/14/2015	.05	C	Kings District Fair- Arts & Crafts – Best of Class – Twine wrapped bottles	Hanford, CA
6/15/2015	.05	S	California State Fair – Best of Class - Wool dress and coat	Sacramento, CA
Honors/Recognition Outside of 4-H (List up to two significant honors)				
5/2015	.05	M	Kingsburg High School Varsity Swim 3 rd time Valley Champion team member	Kingsburg, CA
6/2015	NA	L	Kingsburg High School 4.16 Honor Roll	Kingsburg, CA
Total Number:				23

“Hold yourself responsible for a higher standard than anybody else expects of you, never excuse yourself,” by Henry Ward Beecher. This is one of my favorite quotes and one I, Ashley [REDACTED] try to hold myself to in my life. In my 16 years of existence, I have been shown by my parents, Jeff and GiGi [REDACTED] as well as my older brother Ryan that anything worth having is worth working for. I am about to begin my senior year at [REDACTED] and because of that I have been reflecting on the many opportunities I have been offered in my life. I was never a child who sat and watched Saturday morning cartoons or game shows after dinner. Saturday mornings and weekdays after school included dance class, soccer, softball, swim practice, 4-H meetings, events, and not to mention homework. I have a lot of goals in my life, some of which I have achieved and others I am still working toward. For example, I am planning to attend a four year college next year, majoring in agriculture business before pursuing my ultimate goal of attending Pepperdine University to study law.

Holding myself to a higher standard has helped me stay focused on goals in life. I have been asked numerous times during my 4-H career, what my “spark” is. In fact, more than once I can remember leaders and volunteers mention that I should not take so many projects and focus on those that I had a passion for. I was never able to get my projects down below double digits, making me realize that “4-H is my spark”. That being said, there are areas of the program that stand out to me. During the first couple of years in my 4-H work I focused on clothing & textiles, arts & crafts, and food preservation. I always made the maximum number of entries I could enter in the fairs and worked hard to do my best work. Although in my 8 years as a member I have always had a lot of projects, I have always tried to include citizenship and leadership into each of them. Focusing on these areas of my 4-H work has not only helped me reach some of my goals in the program, it has helped me develop and grow into the person I am.

Each of my projects have grown not only in the items I create, but also in the skills I have learned. Clothing & Textiles is a project I have always focused on. The first garment I made as a 9 year old was an elastic waist skirt with a simple cape. I can remember sewing straight lines on paper over and over before my leader even let me start working on the fabric. This year although my dress looked simple, it was one of the most difficult projects I have ever made. Each year I have challenged myself by learning new skills. Over the years I have learned how to sew straight seams, put in invisible zippers, make bound button holes, and this

year Hong Kong seams. I have also learned a lot about communication skills in this project by sharing what I learn from my leader and experiences with the members of the Kings County Clothing & Textiles project I am a teen leader for. I ask these members to work hard and set goals each year, holding themselves to higher standards as well by having them learn new skills each year in their projects as I have tried to do for 8 years.

Fashion Revue is a project that goes hand in hand with Clothing & Textiles. This project over the years has taught me to not only model my outfit with confidence and good posture, which I learned in my first couple of years in the project, but also to accessorize my outfits on a budget. This year was a whole new learning experience for me. I was looking for a way to improve my personal grooming efforts. Skin care and make-up techniques are easy to find on the internet, but my leader was very open to having a meeting at a local department store and to set an appointment at a makeup counter where a professional taught me about my skin type, how to care for it, and some tips on applying makeup for my face type. I really enjoyed this and hope to add a version of this to our county fashion revue by having posters with skin care tips and techniques on them for the members. I believe it is important to share what I learn with younger members and this is a perfect way to share my newfound knowledge.

Food Preservation, Foods & Nutrition, and Table Setting are three projects I enjoy and believe I am learning skills that will benefit me throughout my life. These are projects where you may be making the same types of items each year like jams, jellies, cookies, and centerpieces, but you are able to work to learn safety lessons and challenge your learning by using combinations of flavors in your recipes and mixing colors in your table settings to grow within the project like I did this year. Safety and healthy living are also areas I have learned to work on in my project work especially within these three projects. I have progressed from making a simple strawberry jam to a more complex mixture of fruit like the tomato lemon marmalade I experimented with this year. As a first year 4-H member I made oatmeal raisin cookies and this year I focused on learning about gluten-free diets. I believe my leaders have helped me work on learning new proficiencies each year by having the other members and I set goals each year and striving to learn and help others in order to meet these goals.

Creating and using ones' imagination is important in the Arts & Crafts project. When I was younger, we all made the same projects the same way. For example, a painted wooden

tree was sanded, painted green, white sponge painted for snow and decorated with lights. This year our leader introduced us to “medium meetings”. We met at the beginning of the year with a list of different mediums the members were to use and we were allowed to choose what we wanted to make. The idea was that as an 8th year member I was able to challenge myself by making a project different than a 4th or 2nd year member. This way of meeting planning allowed each of us to make projects we were sure to use or give away as gifts. As a teen leader, I was also able to implement this type of meeting by everyone making the same item but a variety of accent pieces were purchased allowing each member the ability to personalize their projects. The members really appreciated being able to use their creativity and I was thrilled they each liked their end results so much.

My Photography project experience was quite unique as I was the only member in the project this year. My leader took advantage of this and really challenged me to work outside of the box. We took field trips to locations such as the river bottom and I looked for unique items to take pictures of such as the sand toys left on the beach or the loan flip flop I found on the deserted boat ramp. These field trips allowed me to learn to use different lenses while taking pictures of sceneries or the close up shot of the wild flowers. I was even able to mount and give photographs I took at the Memorial Day event at the cemetery to families of some of the individuals recognized at this event. It is a good feeling to do things like this when others don't expect you to. The families of these soldiers were truly touched by my gifts, I believe it is the least we can do to thank the families of those who serve to protect our country.

Ornamental Horticulture is a project I take because I enjoy seeing how my projects change and grow over the years I have taken this project. The first project I ever made was a small planter we still have on our patio table. This year I created large planters, designed and cared for all the flowerbeds in our backyard, as well as helping my grandmother make her planters. I have learned over the years that almost anything can be adapted into a planter. This year because of the drought in California, I focused my project work on using succulents and drought tolerant plants. I learned so much about these types of plants and our yard as never looked prettier.

I have learned a great deal in my 4-H career including some heart breaks. The cookies I burned, a disappointing award at the fair, and the year I wasn't voted in as President of my local 4-H club. Each of these disillusionments, as well as others, are also a part of my

development in the 4-H program. Life has disappointments and a few burned cookies, but having these and learning how to accept these frustrations help me become a stronger person.

The standards I set in my 4-H career started as earning blue ribbons and medals for my 4-H hat, and encompassed helping others by collecting and donating to drives like “Toys for Tots” and “Coats for Kids”, which I am proud to say I have been involved in even before I was in 4-H. The older I got, the wider my scope became to help others. I started to not only collect and donate to these and other drives to help others, but to become chairman of the events and eventually planning and executing my own service learning projects. This year, as a part of my being a Citizenship Washington Focus (CWF) delegate I researched blood drives, how they work, and how they benefit those around us. I have a family friend suffering from leukemia, an uncle who was involved in a terrible bicycle accident, a classmate diagnosed with cancer, and a childhood friend and classmate who recently died in a car accident. Each of these events made me realize how desperately we need to not only donate blood, but get even more involved by holding these blood drives and educating the public about how important it is to share the gift of life. The event was successful, 31 donors attempted to donate blood, but we only collected 15 pints of blood. I was disappointed and surprised in the number of people who are unable to donate blood to this cause. The nurses and staff working with me at the blood drive assured me 15 pints was great, but I wish I had collected more. I guess this is an example of my holding myself to that higher standard than others expect of me. I am hoping next years’ delegates hold a blood drive as well and I can help them, hopefully improving the end results.

I served as my local club president this year, as a committee member and youth chair on various county committees, sectional youth delegate, and a member of the State Fashion Revue committee. I worked hard in each of these roles, not only in volunteering to provide service when needed, but also to work with the younger members on the committees or in my club to help them develop their skills. When I was younger, there were older members who helped me by inviting me to help on a task or committee so I could learn team building skills and leadership traits. It is important for me to guide members in the same way. As the oldest member in my club and a visible member at the county and state level, it is important to me that the younger members see me as a good role model. I want to encourage them and assist

them in looking for opportunities to improve themselves within their leadership and citizenship roles as a 4-H member.

As a little girl before I was even old enough to join 4-H, I remember going to events with my brother and seeing the Kings County All Stars. I remember thinking then, when I grew up I wanted to be like them. This year I was able to represent Kings County 4-H in this role. I was so honored to be able to work with the other members of our team. We started the year out with a bang, attending State Leadership Conference and learning what was expected of us by not only our county, but also our advisor. After the conference we met monthly to plan goals such as the workshop we taught at Leadership Conference of Regional Teens (LCORT) and a "Color Me Green Run" held as our All Star project this year. This team worked well together to not only execute these events, but also county wide events such as the County Judging Day, Presentation Day, and others. Communication was a key in the success of our team. We had a couple of bumps in our road this year, mainly because the 8 of us came from 4 different high schools and were all active in clubs at our school, church youth groups, and sports. This created scheduling conflicts which we worked hard to overcome, mainly by everyone being flexible and meeting through technology in order to meet our goals and deadlines. I believe we were not only effective in our leadership role within our county, but that we also projected ourselves as good leaders and role models for the younger members, leaders, and volunteers to be proud of. I met so many members from other clubs around the county and my heart swelled with pride when younger members would approach me and give me a hug or talk to me about their projects. It is important to me to set a good example in all aspects of my life.

As a 9 year old first year member, I remember someone telling me about my mother being a California Diamond Star. I didn't know what that was, but I remember being impressed by the name, "Diamond Star". That summer I earned the best of show award on my clothing project at the California State Fair. Two young ladies presented me with my "Golden Bear Award", they were California State Ambassadors. Every year at the State Field Day, I would see the California State Ambassadors and I realized they were the same as the Diamond Star my mother served as. I decided it was an additional goal I could try to reach in my 4-H career. I was honored to have reached this goal this year and am humbled to be able to serve and work with this incredible group of 4-H members over the next year. I know it

will be a lot of work and time consuming, but I am up for the challenge and so excited to serve in this capacity in the 4-H program that has helped shape me into the person I am.

As I previously stated, I believe the 4-H program is a spark in my life, not just one or two projects, but 4-H in its entirety. In fact, my teacher in the leadership class at [REDACTED] refers to me as Miss 4-H. I am a very busy individual and in fact, even my mother asks me to slow down and not take on any additional obligations. I believe it is my responsibility as a healthy member of society to help others and give back to the community in which I live. This is yet another way I feel I work to set myself to a higher standard. I also think this trait was somewhat inherited from my mother's side of the family. My Nana is a major influence in my life and an incredible role model. She received her 50 year leader award this year as a 4-H leader and volunteer, at 79 years old she continues to be a volunteer leader for projects in two different counties, serves to judge events in four counties, and serves on state committees as well. I believe she is who motivated my mother to be active in this program, and the two of them together have blessed me by showing me what incredible experiences are available if I work hard and learn how to embrace the citizenship and leadership roles within this program.

I have been given countless opportunities and abilities to grow not only as a team member and leader, but overall as a person. I have learned life skills from baking a chocolate chip cookie as a 9 year old, to working with a team of professionals to plan and execute a blood drive. I have gone from giving project reports in front of my small local club to speaking at the Kings County Board of Supervisors meeting about the 4-H program. I have grown from the little girl looking up to the All Stars to being an All Star the younger members are looking up to. Thank you to every member, leader, volunteer, and my family for showing me the person I could be because of the opportunities I was offered in this program.

My 2015 4-H year started out super busy, I attended CWF, learned so much about citizenship and our nations' capital. When I returned, I attended SLC, where I was pinned and officially started my year as State Ambassador. These and all of my experiences over 8 years in 4-H have taught me not only life skills and lessons, but also team building and leadership skills which will help me as I start college next year and throughout my life. 4-H has taught me to be a better person and to work towards holding myself responsible for a higher standard than others expect of me, to be the best I can be, and make the best better.



California 4-H Youth Development Program Annual Project Report

*Submit one form per project.
Members may add additional pages if needed.*

Name	Ashley [REDACTED]	Program Year	2014/2015
Project	Citizenship/Community Service	Years in Project	8 th
9	Number of project meetings held	100%	% Attended
9	Number of project meetings attended		

LEARNING EXPERIENCES			
Explain what you did, what you learned, and the skills you gained in the project.			
<small>Include the level of participation: I = Individual, L = Local Club/Unit/Project, C = County/Area/District, M = Multi-county/Section, S = State, N = National/Multi-State, G = Global</small>			
Date	Level	Hours	Activity Title Location Learning Experience
8/9/14	L	1.5	I enjoy partnering with Sleep Train mattress store on their projects for foster children because we get to benefit children in our local area and it's a great way to give back. Our project group with our leader's help, gathered school supplies such as rulers, binders, folders, etc. from a discount retailer to donate to these foster children so that they will have school supplies for the upcoming school year. I learned it is important to shop sales and off price retailers to get the most for my money when donating staples like this to others.
10/3/14	I	2	I love working for Valley Children's Hospital to help collect money and change for the 2014 Change Bandits. In the end, the Children's Miracle Network ended up with a collection of \$178,000 that will be brought back into Valley Children's Hospital and benefits the rest of the community since a majority of children come to this hospital. I didn't collect that much, but the \$217.11 I collected when going to family and friends will help children being treated at this hospital. I learned that people are very generous when donating to children in need.
12/20/14	L	1.5	Since Christmas is the season of giving, we collected toys for both boys and girls for the Toys For Tots drive with our leader's help. This is an annual project for our group and it's great to know that these children who receive our toys will have a

3/8/15	I	1	To publicize my blood drive project, I wrote articles for our county 4-H youth talk and also the Hanford Sentinel, which were reviewed and approved by my leader. Later that day, I drove to Hanford to give one of the reporters my article and some more information that he could add if needed. I really wanted the general public to know and get involved in my project and this was a great outlet. I learned how easy it can be to enlist the help of others to put together a worthwhile project like this.
3/29/15	I	8	For the education portion of my service learning project, I did research online on our home computer on the blood donation process, the importance of it, what effects it has, and other factors to educate my donors and people coming by to learn about the process that come to my blood drive on how donations really make an impact. All of this information was then put onto poster boards, which I am going to have out at my blood drive. I also wrote another small article for the county 4-H youth talk sharing with prospective donors some of the information I learned about donating blood and reminding them of the necessary tasks they need to do before they come to my blood drive such as eating a good breakfast, drink plenty of water, and no caffeine before donating.
4/7/15	I	1	I had another meeting with my leader and the representative from the Central California Blood Center at the local fairgrounds to do a site visit so that both of us would be prepared on where the location of our bus was going to be and what other necessary items that we were going to need so that the blood drive would be a success. I also reviewed with the representative all the educational material I had made to make sure I wasn't missing anything. I learned a little more about snacks to provide after they donate and went to the store after this meeting to purchase some of the items for my table like raisins and trail mix.
4/11/15	I	5	Today was very exciting and nerve racking at the same time for me... The blood drive that I had worked so hard to plan was set to begin at 9 am. I arrived at 7 am to set up tables, the educational materials, and healthy snacks. It was windy and my posters were blowing over, so I put them on the

Project Report Form (Continued)

Number	List things made, raised, grown, or improved.	List honors or awards earned.
Assorted	Projects and work to improve the lives of foster children and families in need within my community	Personal satisfaction
Assorted	Improving the blood supply in my community and educating others about the need and importance of blood donations	Personal satisfaction
55	Hats for cancer patients for State Fashion Revue service learning project	Personal satisfaction

List citizenship activities	List leadership development activities
See activities listed above	Chairman of local blood drive
	Committee member for service learning project with State Fashion Revue Committee

Expenses and Income/Value			
<i>Summarize, totaling all expenses such as: ingredients, feed, vet supplies/ visits, materials, exhibitor's fees, and all income such as: value of finished products, animals sold, exhibit premiums, etc.</i>			
Item	Number	Expense	Income or Value
School supplies	20	\$23.18	\$35.00
Shoes	4	\$27.10	\$60.00
Toys	6	\$18.00	\$30.00
Coats	6	\$38.50	\$78.00
Supplies for blood drive	16	\$86.00	\$120.00
Totals		\$192.78	\$323.00
Total Profit or Loss		\$130.22	

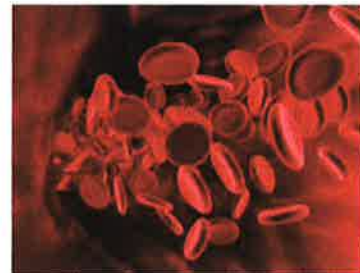
If another member was thinking about taking this project next year, what would you tell him/her about what can be learned in this project?
 The Citizenship project really has shaped me into who I have become today since I have the opportunity to make an impact and give to my local community and beyond!

I have personally prepared this report and believe it to be correct.	
4-H Member's Signature: [Redacted]	Date: 7/12/15
I have personally reviewed this report and believe it to be correct.	
4-H Project Leader's Signature: [Redacted]	Date: 7/12/15

Citizenship/Community Service

The service learning project I held as a Washington Focus Delegate was a blood drive! This is some of the information I learned while putting together the education portion of my project.

- Every two seconds someone in the U.S. needs blood.
- More than 41,000 blood donations are needed every day.
- A total of 30 million blood components are transfused each year in the U.S.
- The average red blood cell transfusion is approximately 3 pints.
- The blood type most often requested by hospitals is Type O.
- More than 1.6 million people were diagnosed with cancer last year. Many of them will need blood, sometimes daily, during their chemotherapy treatment.
- A single car accident victim can require as many as 100 pints of blood.
- The average adult has about 10 pints of blood in his body. Roughly 1 pint is given during a donation.
- A healthy donor may donate red blood cells every 56 days, or double red cells every 112 days.





California 4-H Youth Development Program Annual Project Report

*Submit one form per project.
Members may add additional pages if needed.*

Name	Ashley [REDACTED]	Program Year	2014/2015
Project	Clothing and Textiles	Years in Project	8 th
7	Number of project meetings held	100	% Attended
7	Number of project meetings attended		

LEARNING EXPERIENCES			
Explain what you did, what you learned, and the skills you gained in the project.			
<small>Include the level of participation: I = Individual, L = Local Club/Unit/Project, C = County/ Area/District, M = Multi-county/Section, S = State, N = National/Multi-State, G = Global</small>			
Date	Level	Hours	Activity Title Location Learning Experience
8/6/14	L	1.5	<p>I am very fortunate to have a leader for this project that meets with each of her members individually because each project and member are at a different level in our skills. So, for my first meeting, I went shopping at a local fabric store with my leader and mother to shop for pattern, notions, and lining for my sewing project for this year. I had won a piece of salmon pink wool fabric in a previous "Make it Yourself With Wool" contest that I wanted to use for this years' project. During this shopping trip, I decided to make a dress that I am hoping to wear for my Confirmation Mass in mid-May. I also picked up coordinating pink lining and an invisible zipper that the pattern called for. The employee helping me taught me some important tips I didn't think of such as checking the care instructions to make sure they match the instructions of my dress fabric.</p>
8/31/14	L	2	<p>During this meeting, in my leaders' sewing room, I took all of the pattern pieces that came in the envelope and separated the pieces that I needed for this dress. I laid out the pieces and cut out the pieces of the fabric and also laid out the certain pieces needed for the lining. My leader showed me a couple of adjustments in laying out the pattern pieces to save fabric. I learn a new tip to save fabric each year from her.</p>

			stitches out) not to take a lot of the fabric with my needle so that it doesn't show through to the other side when it has been pressed. My dress turned out beautiful and I will wear it to my Confirmation mass in May with pride. I still need practice on my overall pressing techniques, even with all the pressing techniques and tools I have been learning to use over the last few years.
2/15/15	L	4.5	I went through my mom and leaders' fabric stash and chose some fabrics to make pillowcases for the State Fashion Revue Committees service learning project. I was able to buy some contrast fabrics and cute trim from the local fabric stores' remnant bin to accent the pillowcases. After a lot of sewing and a lot of straight seams I was able to make 15 pillowcases to donate. I learned to bargain shop to keep the prices of the trim and accents down so that I could accomplish my goal of not spending a lot of money on my sewing projects this year.

Clothing and Textiles

I learned to make a new seam this year. The Hong Kong seam totally encloses the cut edge of the seam allowance, preventing raveling and giving my garment a more professional appearance.



*Cut strips of fabric on the bias 1 $\frac{1}{4}$ " wide.



*With right sides together, stitch $\frac{1}{4}$ " from the cut edge, stretching slightly as you stitch.



*Trim the seam allowance to 1/8" to reduce bulk.



* Press bias strip back over cut edge of seam allowance. Fold bias strip to the underside, enclosing the cut edge.



*Pin bias strip in place through all layers. Cut edge of bias strip does not need finishing, because bias cuts do not ravel.



*Stitch in the ditch (the groove where the bias strip and fabric were stitched together). This stitching is hidden on the right side and catches the cut edge of bias strip underneath. Press lightly.



California 4-H Youth Development Program Annual Project Report

*Submit one form per project.
Members may add additional pages if needed.*

Name	Ashley [REDACTED]	Program Year	2014/2015
Project	Fashion Revue	Years in Project	8 th
6	Number of project meetings held	100%	% Attended
6	Number of project meetings attended		

LEARNING EXPERIENCES			
Explain what you did, what you learned, and the skills you gained in the project.			
<small>Include the level of participation: <i>I</i> = Individual, <i>L</i> = Local Club/Unit/Project, <i>C</i> = County/ Area/ District, <i>M</i> = Multi-county/Section, <i>S</i> = State, <i>N</i> = National/ Multi-State, <i>G</i> = Global</small>			
Date	Level	Hours	Activity Title Location Learning Experience
9/13/14	L	1	While planning a shopping trip, we researched on the internet using the computer in my leaders' office to see what stores in the local area were having sales and checking for coupons for stores we wanted to go to. I am learning to use coupons and phone apps to save money while shopping for clothes and accessories.
9/21/14	L	2	We killed two birds with one stone today! I was able to enjoy one of my favorite hobbies (shopping) and work my shopping math skills to go for the best deals when it came to the multiple stores that our leader took us to. We went to off price stores such as TJ Maxx, Marshalls, and Nordstrom Rack, moderately priced stores like Kohl's and Forever 21, and moderately high priced stores such as Macy's. I was not only looking at fashionable clothes, but also looking for any opportunity for a sale at these stores. During this meeting I did purchase an outfit composed of a dress, sandals, and accessories to wear for spring graduation parties and to enter in our County Fashion Revue \$100 purchased category. I was able to save a lot of money, almost 65% because of the end of the season sales and coupons I got from the internet. I learned that by shopping multiple stores I can find better deals than at one store.

Project Report Form (Continued)

Number	List things made, raised, grown, or improved.	List honors or awards earned.
1	Dress, sandals, necklace, earrings, and bracelet	
1	Shoes and necklace	Kings County Fashion Revue – County Winner State Fashion Revue - Medalist

List citizenship activities	List leadership development activities
Collected and donated shoes and clothing to foster kids drive.	Held modeling sessions for the younger members at Kings County Fashion Revue
Collected and donated coats to “Coats for Kids”	State Fashion Revue committee member
	Kings County Fashion Revue committee member

Expenses and Income/Value			
<i>Summarize, totaling all expenses such as: ingredients, feed, vet supplies/ visits, materials, exhibitor's fees, and all income such as: value of finished products, animals sold, exhibit premiums, etc.</i>			
Item	Number	Expense	Income or Value
Dress, sandals, necklace, earrings, and bracelet	1	\$32.00	\$106.00
Shoes and necklace	1	\$29.50	\$48.00
Coats, clothing, and shoes for foster children	6	\$37.18	\$N/A
Totals		\$98.68	\$154.00
Total Profit or Loss		\$55.32	

If another member was thinking about taking this project next year, what would you tell him/her about what can be learned in this project?

I not only get to enjoy my favorite hobby of shopping, but I learn the different aspects that go into putting together a coordinated look from head to toe!

I have personally prepared this report and believe it to be correct.

4-H Member's Signature [Redacted] Date: 7/12/15

I have personally reviewed this report and believe it to be correct.

4-H Project Leader's Signature [Redacted] Date: 7/12/15

Fashion Revue

Tricks of the trade in applying foundation I learned at my meeting this year from a make up professional...



- Take your favorite liquid foundation and a make-up sponge (I really like the egg shaped sponges)



- Wet the sponge
- Wrap in towel and squeeze out excess water



- Dip sponge in foundation
- Pinch sponge while sweeping it back and forth on its' sides over the face
- Switch to 90 degree angle stipple with tip at areas that need better coverage
- Use the side of the tip and roll it under the eye to cover dark circles



California 4-H Youth Development Program Annual Project Report

*Submit one form per project.
Members may add additional pages if needed.*

Name	Ashley [REDACTED]	Program Year	2014/2015
Project	Food Preservation	Years in Project	8 th
6	Number of project meetings held	100	% Attended
6	Number of project meetings attended		

LEARNING EXPERIENCES			
Explain what you did, what you learned, and the skills you gained in the project.			
<small>Include the level of participation: I = Individual, L = Local Club/Unit/Project, C = County/Area/District, M = Multi-county/Section, S = State, N = National/Multi-State, G = Global</small>			
Date	Level	Hours	Activity Title Location Learning Experience
5/7/15	L	1	Our project group took a trip to Walmart and Savemart to shop for the groceries that we needed for our preservation projects for the year. We also shopped at a local farmers market for the produce as most of what we needed was seasonal fruit that was available at this time. I learned how much better the produce is not only this time of year because it is in season, but it is also less expensive.
5/8/15	L	2	Today, we made two different types of marmalade in our leaders' kitchen; tomato lemon marmalade and strawberry marmalade. We wanted to experiment with flavors that are not the typical ones you see, the tomato lemon marmalade ended up tasting really good! I learned that opposite tasting flavors of sweet and sour taste really good together.
5/9/15	L	3	Today was pickling day in our leaders' kitchen! We put together spicy pickled garlic and candied jalapeños with garlic. I had to be very careful when it came to the jalapeños because it is possible to burn your hands when cutting this produce. I learned to wear plastic gloves to make sure that I wouldn't burn my hands, my leader explained that the ribs and seeds of the peppers are what are the hottest!

Project Report Form (Continued)

Number	List things made, raised, grown, or improved.	List honors or awards earned.
7- ½ pts	Tomato lemon marmalade	California State Fair Best of Division, Kings County 4-H Fair – Best of Show
9- ½ pts	Strawberry marmalade	
6- ½ pts	Spicy pickled garlic	Kings District Fair – Best of Division
9- ½ pts	Candied jalapenos and garlic	
8- ½ pts	Pepper relish	
11- ½ pts	Raspberry peach jam	
6- ½ pts	Sweet tea jelly	
6- ½ pts	Rosemary jelly	

List citizenship activities	List leadership development activities
Donated canned projects to local and Sacramento food kitchens	I met with a new leader from a different club in our county to share recipes and project ideas for her members. I also reviewed labeling instructions for the fair entries.

Expenses and Income/Value			
<i>Summarize, totaling all expenses such as: ingredients, feed, vet supplies/ visits, materials, exhibitor's fees, and all income such as: value of finished products, animals sold, exhibit premiums, etc.</i>			
Item	Number	Expense	Income or Value
Groceries for jams, jellies, relish, and pickles	52- ½ pints	\$138.00	\$ 300.00
California State Fair entry fees	7	\$56.00	\$.00
California State Fair Sweepstakes – 2 nd place	1	\$.00	\$30.00
Totals		\$194.00	\$330.00
Total Profit or Loss		\$136.00	

If another member was thinking about taking this project next year, what would you tell him/her about what can be learned in this project?

The food preservation project is a great project because you can save money on preserving foods. You learn how to make jams, salsas, and other types of preserved foods.

I have personally prepared this report and believe it to be correct.	
4-H Member's Signature: [Redacted]	Date: 7/12/15
I have personally reviewed this report and believe it to be correct.	
4-H Project Leader's Signature: [Redacted]	Date: 7/12/15

Food Preservation

Buying berries is tricky...if I buy them one day but can't work with them right away they could grow mold!

Researching the internet I found a solution that I tried and it worked!



- Cover the berries in a mixture of one part white or apple cider vinegar with ten parts water
 - Drain and rinse
 - Store in the refrigerator until ready to use
- The vinegar kills the mold spores and other bacteria
- This tip can help to store the berries for a week to two weeks depending on the type of berry



California 4-H Youth Development Program Annual Project Report

*Submit one form per project.
Members may add additional pages if needed.*

Name	Ashley [REDACTED]	Program Year	2014/2015
Project	Foods and Nutrition	Years in Project	8th
4	Number of project meetings held	100%	% Attended
4	Number of project meetings attended		

LEARNING EXPERIENCES			
Explain what you did, what you learned, and the skills you gained in the project.			
<small>Include the level of participation: I = Individual, L = Local Club/Unit/Project, C = County/Area/District, M = Multi-county/Section, S = State, N = National/Multi-State, G = Global</small>			
Date	Level	Hours	Activity Title Location Learning Experience
8/4/14	L	3	During this meeting in my leaders' kitchen, we put together a hearty dinner for a family in my local area of which one of the family members is fighting cancer. Enchiladas, rice, beans, and a plate of chocolate chip cookies was the menu we prepared. made this dinner large and simple to store in the refrigerator so they would have it on hand for a couple of days and it wouldn't take up the entire refrigerator. I'm always happy to help a family in need! I learned to make Spanish rice and enchilada sauce from scratch, and the importance of food safety including keeping food at the right temperature when traveling.
11/7/14	L	3.5	We spent the afternoon in our leaders' kitchen baking sweets for the sweet shop held at Kings County Judging Day and the Leaders Council Barbeque. We made traditional chocolate chip cookies, brownies, and banana nut bread. I wish there had been leftovers to eat before we sent them because they all looked so good! I made the brownies gluten free because I have been learning about this type of diet because I have a family member who has to follow this type of diet.
2/10/15	I	1.5	To compliment the Easter theme of my place setting, I made a carrot cake for my Favorite Foods Fair entry in the Food Olympics. My favorite part was the icing because I learned to make

Project Report Form (Continued)

Number	List things made, raised, grown, or improved.	List honors or awards earned.
38	Family dinners	
1	Carrot Cake	Food Olympics/Favorite Food Fair – Senior Division Winner
1	Knock me out caramel bars	Kings District Fair Butter Contest – 3 rd place overall
1	Toffee chocolate bars	Kings District Fair Butter Contest – 1 st place
1	Raspberry cream bars	Kings District Fair Butter Contest – 1 st place
1	Turtle cookies	Kings District Fair Butter Contest – 1 st place
1	Salted caramel bars	Kings District Fair Butter Contest – 2 nd place
1	Seven-layer velvet crumb bars	Kings District Fair Butter Contest – 1 st place
1	Loaded brownies	Kings District Fair – 1 st place
1	Lemon pound cake	

List citizenship activities	List leadership development activities
Collected and donated non-perishable food to postal workers food drive	Club meeting refreshment committee member
Collected and donated canned food to local KCAPS food drive	Committee member for Kings County Judging Day bake shop
Made dinner for local family fighting cancer	
Made and donated banana nut bread to families staying at Terry's House while family members are being treated at Community Regional Medical Center	

I am Learning to Cook and Eat Gluten Free...

- *Gluten causes inflammation in the small intestines for people with celiac disease like my cousin*
 - *Gluten is found in grains such as wheat, barley, and rye*
 - *Many healthy and delicious foods are naturally gluten free, including:*



- *Beans, seeds, and nuts in their natural, unprocessed form*
 - *Fresh eggs*
 - *Most dairy products*



- *Fresh meats, fish, and poultry (non-breaded)*
 - *Fruits and vegetables*



California 4-H Youth Development Program Annual Project Report

*Submit one form per project.
Members may add additional pages if needed.*

Name	Ashley [REDACTED]	Program Year	2014/2015
Project	Table Setting	Years in Project	8th
5	Number of project meetings held	100	% Attended
5	Number of project meetings attended		

LEARNING EXPERIENCES			
Explain what you did, what you learned, and the skills you gained in the project.			
<small>Include the level of participation: I = Individual, L = Local Club/Unit/Project, C = County/Area/District, M = Multi-county/Section, S = State, N = National/Multi-State, G = Global</small>			
Date	Level	Hours	Activity Title Location Learning Experience
10/4/14	L	1.5	We took a field trip shopping with our leader to stores such as Kohls, JC Penny, and Home Goods in Fresno and Clovis to search around for ideas for our table setting projects for the Food Olympics and the Fairs this year. I am learning to mix and match dishes to achieve an eclectic look and save money. I found a really unique salad plate with a coffee mug, so I continued to shop until I found the rest of the dishes I needed for my place setting that would blend with the color.
11/2/14	L	1.5	This was a meeting for us to research table setting ideas online with our leaders' computer to decide what themes we wanted to do for this year. I have black and yellow table setting colors for one project and green with pastel colors for another table setting. I decided to do a spring dinner with the black and yellow dishes and an Easter Lunch with the green and pastel dishes. After the meeting I went home to go through our placemats and napkins to be able to use supplies we owned and not purchase new linens. This helps to reach my goal of learning to budget and save money while being creative.
12/8/14	L	1	At this meeting we put together each of our table settings as a trial run in our leaders' dining room to see how each of the table settings looked. We also wrote our menus, keeping in mind each component

Project Report Form (Continued)

Number	List things made, raised, grown, or improved.	List honors or awards earned.
1	Spring dinner table setting	Place setting contest – Senior division winner, Kings County 4-H Fair – Gold, Kings District Fair – Best of Show
1	Easter lunch table setting	Kings County 4-H fair – Best of Show, Kings District fair – 1 st place
6	Table settings and centerpieces for family celebration	

List citizenship activities	List leadership development activities
Set tables for church fundraising luncheon	I helped a junior member from another club in my county by having her practice her projects and give her pointers and answer her questions

Expenses and Income/Value			
<i>Summarize, totaling all expenses such as: ingredients, feed, vet supplies/ visits, materials, exhibitor's fees, and all income such as: value of finished products, animals sold, exhibit premiums, etc.</i>			
Item	Number	Expense	Income or Value
Spring dinner	1	\$11.00	\$18.00
Easter lunch	1	\$6.50	\$10.00
Family celebration settings	6	\$37.00	\$80.00
Kings District Fair Best of Show prize	1	\$0.00	\$25.00
Totals		\$54.50	\$133.00
Total Profit or Loss		\$78.50	

If another member was thinking about taking this project next year, what would you tell him/her about what can be learned in this project?
 The table setting project is great because this life skill is important when having a dinner party in the future that you will be prepared and know how to properly set a table.

I have personally prepared this report and believe it to be correct.	
4-H Member's Signature: [Redacted]	Date: 7/12/15
I have personally reviewed this report and believe it to be correct.	
4-H Project Leader's Signature: [Redacted]	Date: 7/12/15

Table Setting

Help...I need tips on flower arranging for my spring centerpiece!

Internet to the rescue.....

These are some of the tips I learned...



- Cut an inch off the stem at an angle with a sharp knife. The fresh cut stem will help the stems absorb the water better.
- Warm water helps tightly closed flowers like roses open.
- Florist's foam will keep the flowers where you want them in your arrangement and keep them hydrated so they last longer. The florist foam should be soaked in water for 15 minutes before cutting to fit in the container. Water should be added every 2 to 3 days.
 - Place the large flowers first and work around the arrangement to be sure they are evenly spaced all around the centerpiece. Fill the empty spaces with smaller flowers and filler such as baby's breath. Vary the flowers and length of the stems while you work for interest.
- The height should be about one and a half times the container height and the width should match the height.



California 4-H Youth Development Program Annual Project Report

*Submit one form per project.
Members may add additional pages if needed.*

Name	Ashley [REDACTED]	Program Year	2014/2015
Project	Creative Arts and Crafts	Years in Project	8 th
6	Number of project meetings held	100	% Attended
6	Number of project meetings attended		

LEARNING EXPERIENCES			
Explain what you did, what you learned, and the skills you gained in the project.			
<small>Include the level of participation: <i>I</i> = Individual, <i>L</i> = Local Club/Unit/Project, <i>C</i> = County/Area/District, <i>M</i> = Multi-county/Section, <i>S</i> = State, <i>N</i> = National/Multi-State, <i>G</i> = Global</small>			
Date	Level	Hours	Activity Title Location Learning Experience
8/9/14	L	2	For our first meeting, we researched online websites on our leaders' computer to see what type of projects we wanted to complete this year. By doing this we will save time and hopefully money by being able to have a complete list of the supplies needed for the projects chosen. I learned that with researching the internet I can find not only good ideas to make, but also time and moneysaving tips to make them.
9/7/14	L	2	My mom has a collection of crosses in our home and I found a wood cross in our craft cupboard that I could use and thought that I should add to the collection. During our collage craft meeting, I sanded and stained the wooden cross in my leaders' back yard. Next, I glued a smaller jeweled cross in middle of the big cross and some small pebbles all around the cross. I really like it, it fits with all of the brown colors on the walls in our house and the greatest part is it cost me less than \$5.00 because the majority of the supplies we already had in our craft closet. I learned to layout the rocks prior to gluing them to make sure they fit without gaps or hanging off the edge of the cross.
11/15/14	L	1	My mom bought a wooden sign for one of her co-workers that says "Faith" on it and I thought by the looks of the sign that I could remake it myself. At our wood craft meeting held in our leaders' craft

Project Report Form (Continued)

Number	List things made, raised, grown, or improved.	List honors or awards earned.
1	Pebble cross	Kings County 4-H Fair – Gold, Kings District Fair – 1 st place
1	Wall decor	Kings County 4-H Fair – BOS, Kings District Fair – 1 st place
7	Set of 3 twine bottles	Kings County 4-H Fair – Gold, Kings District Fair – Best of Show

List citizenship activities	List leadership development activities
Donated project to local church fundraising luncheon silent auction	Teen leader for local club Creative Arts & Crafts project
Gifted twine bottle to local rental decoration rental business	

Expenses and Income/Value			
<i>Summarize, totaling all expenses such as: ingredients, feed, vet supplies/visits, materials, exhibitor's fees, and all income such as: value of finished products, animals sold, exhibit premiums, etc.</i>			
Item	Number	Expense	Income or Value
Pebble cross	1	\$4.49	\$20.00
Wall décor	1	\$3.00	\$35.00
Set of 3 twine bottles	7	\$23.00	\$105.00
Totals		\$30.49	\$160.00
Total Profit or Loss		\$129.51	

If another member was thinking about taking this project next year, what would you tell him/her about what can be learned in this project?
 The Arts and Crafts project is fun because I learn to make projects not only for me to use but also can be used to decorate our home, or give as gifts to others.

I have personally prepared this report and believe it to be correct.	
4-H Member's Signature: [Redacted]	Date: 7/12/15
I have personally reviewed this report and believe it to be correct.	
4-H Project Leader's Signature: [Redacted]	Date: 7/12/15

Creative Arts & Crafts

And glitter and bows are a girls' best friend, right? These are a couple of tricks I learned to use in my project this year!

- Clean up beads and glitter with a lint roller



- Get creases out of ribbon or twine by lightly sliding it across a warm lightbulb





California 4-H Youth Development Program Annual Project Report

*Submit one form per project.
Members may add additional pages if needed.*

Name	Ashley [REDACTED]	Program Year	2014/2015
Project	Scrapbooking	Years in Project	7 th
6	Number of project meetings held	100%	% Attended
6	Number of project meetings attended		

LEARNING EXPERIENCES			
Explain what you did, what you learned, and the skills you gained in the project.			
<small>Include the level of participation: I = Individual, L = Local Club/Unit/Project, C = County/Area/District, M = Multi-county/Section, S = State, N = National/Multi-State, G = Global</small>			
Date	Level	Hours	Activity Title Location Learning Experience
8/9/14	L	1	The first meeting of the year, we went through scrapbooking magazines and researched websites on our leaders' computer to find ideas and plan out what type of items we wanted to create for this year's projects. I learned to keep a binder along with a folder on the computer to save my ideas and be able to find them easily for our meetings.
9/20/14	L	1.5	At this meeting in our leaders' craft room, we used one of the ideas that we found on the internet, I took a frame and took off the backing and the glass. With just the frame portion, I took black twine and attached it to eye screws so it hung horizontally in two rows inside of the frame. I took pictures of my friends and I, backed the pictures with black and purple designed scrapbook paper. I used little mini black clothespins to hang the pictures onto the twine. I finished it off by hot gluing a bow on the top of the frame. This project will go so well in my room! I learned to start a screw by starting the hole with a small drill to make it easier to stabilize while turning.
10/19/14	L	2.0	With inspiration from the last meeting, we wanted to create a bigger version of this project. So, at this meeting in my leaders' craft room we used the leftover pictures we had either printed or received of the course of this past year. We used the left over supplies (the twine and the clothespins), and

Project Report Form (Continued)

Number	List things made, raised, grown, or improved.	List honors or awards earned.
1	Wall art	Kings District Fair – Best of Show
1	Poster picture board	
1	Congrats banner	
1	Set of 4 coasters	Kings District Fair – 1st place

List citizenship activities	List leadership development activities
Made thank you cards and mailed them to military personnel	Put together card making supplies and assisted younger members to make cards for the military personnel thank you cards

Expenses and Income/Value			
<i>Summarize, totaling all expenses such as: ingredients, feed, vet supplies/visits, materials, exhibitor's fees, and all income such as: value of finished products, animals sold, exhibit premiums, etc.</i>			
Item	Number	Expense	Income or Value
Wall art	1	\$21.00	\$40.00
Poster picture board	1	\$11.50	\$25.00
Congrats banner	1	\$5.00	\$15.00
Set of 4 coasters	1	\$13.00	\$20.00
Totals		\$50.50	\$100.00
Total Profit or Loss		\$49.50	

If another member was thinking about taking this project next year, what would you tell him/her about what can be learned in this project?

The Scrapbooking project is great because I am able to take photos with supplies that I might already have and create something for me to decorate our home!

I have personally prepared this report and believe it to be correct.	
4-H Member's Signature: [Redacted]	Date: 7/12/15
I have personally reviewed this report and believe it to be correct.	
4-H Project Leader's Signature: [Redacted]	Date: 7/12/15

Scrapbooking

I use my smart phone to take many of the pictures I use for my scrapbooking projects. A lot of the ones I take don't turn out as good as I would like, so I am trying to learn to improve my photo taking skills with my phone...here are a few tips I learned this year to improve the pictures I use for my scrapbooking project.



- Use the focus feature by tapping on what you want to be in focus. By doing this you can also adjust the light in the photo.
- Hold your phone still...much like with a real camera, you'll get better photos if you're not moving your phone when trying to take a photo.
 - Make sure your smart phone camera lens is clean.
- Try your best not to use the front-facing camera lens on your phone (the lens you use to take selfies). The front-facing lens has a lower resolution than the back-facing camera lens, this means it produces a lower quality, less crisp photo
- Don't zoom before you take a photo. The photo will come out pixelated and blurry. Either get closer or take the photo and crop as needed when printing the picture.
- If you plan to post your photo to Instagram, use the square photo feature. That way you can make sure everything will fit into the frame once you open it in Instagram.



California 4-H Youth Development Program Annual Project Report

*Submit one form per project.
Members may add additional pages if needed.*

Name	Ashley [REDACTED]	Program Year	2014/2015
Project	Photography	Years in Project	8 th
6	Number of project meetings held	100%	% Attended
6	Number of project meetings attended		

LEARNING EXPERIENCES			
Explain what you did, what you learned, and the skills you gained in the project.			
<small>Include the level of participation: I = Individual, L = Local Club/Unit/Project, C = County/Area/District, M = Multi-county/Section, S = State, N = National/Multi-State, G = Global</small>			
Date	Level	Hours	Activity Title Location Learning Experience
8/11/14	L	4	Since I am the only member in this project from my local club, I took a day trip to Shaver Lake with my leader to take pictures of all of the beautiful landscape that the area has to offer. Even though there wasn't much water in the lake, the trees and the local area still offered opportunities to take great pictures. I am learning how to take pictures with a wide angled lens.
9/21/14	L	1	The Kings River is completely dry this time of year, so my leader and I went down to the river bottom to take pictures of what we found washed up along the bank as well as the neighboring landscape. The large washed up tree branches and the random trash made for good pictures. I am trying to learn to take pictures which are pretty not only in color, but can be changed to black and white too.
3/1/15	L	1	I was challenged by my leader to walk around my neighborhood and take pictures of the items I see everyday that I take for granted. The beautiful flowers and other plants in my neighbors' front yards were the first things I noticed. A house down the street from me has these beautiful impatiens and petunias in pink, white, and purple. The colors look so good together which made taking these pictures so much more fun! I was learning to take close up pictures and keep clear focus while taking these pictures.

Project Report Form (Continued)

Number	List things made, raised, grown, or improved.	List honors or awards earned.
9	Assorted 8x10 feature photographs	Kings County 4-H Fair – Gold

List citizenship activities	List leadership development activities
I gave pictures I took of the Memorial Day events to some of the families of the Veterans I knew who were being honored.	I took pictures of club and county events for the local newspaper.
	I helped a junior member mount her photographs for the 4-H fair.

Expenses and Income/Value			
<i>Summarize, totaling all expenses such as: ingredients, feed, vet supplies/visits, materials, exhibitor's fees, and all income such as: value of finished products, animals sold, exhibit premiums, etc.</i>			
Item	Number	Expense	Income or Value
8x10 feature photos	9	\$18.00	\$45.00
Totals		\$18.00	\$45.00
Total Profit or Loss		\$27.00	

If another member was thinking about taking this project next year, what would you tell him/her about what can be learned in this project?

I enjoy the photography project because I am able to capture memories of the beautiful landscape around me and know the processes that goes into developing pictures.

I have personally prepared this report and believe it to be correct.	
4-H Member's Signature: [Redacted]	Date: 7/12/15
I have personally reviewed this report and believe it to be correct.	
4-H Project Leader's Signature: [Redacted]	Date: 7/12/15

Photography

A goal this year was to try different lenses on my 35 mm camera...here are a few I learned to work with and what they are used for.

- Wide angle 21 mm - 35 mm
Landscape



- Regular 35 mm - 70 mm
Street photos and documentaries



- Medium telephoto 80 mm - 135 mm
Portraits



- Telephoto 135 mm - 300 mm
Sports and wildlife





California 4-H Youth Development Program Annual Project Report

*Submit one form per project.
Members may add additional pages if needed.*

Name	Ashley [REDACTED]	Program Year	2014/2015
Project	Ornamental Horticulture	Years in Project	8th
6	Number of project meetings held	100%	% Attended
6	Number of project meetings attended		

LEARNING EXPERIENCES			
Explain what you did, what you learned, and the skills you gained in the project.			
<small>Include the level of participation: <i>I</i> = Individual, <i>L</i> = Local Club/Unit/Project, <i>C</i> = County/Area/District, <i>M</i> = Multi-county/Section, <i>S</i> = State, <i>N</i> = National/Multi-State, <i>G</i> = Global</small>			
Date	Level	Hours	Activity Title Location Learning Experience
8/20/14	L	1	I am the only member in my local club in this project, so after the summer was over, my leader and I met in my backyard to go through our potted plants to separate which needed to be thrown out and which of these I could use for this year's projects. I also did some research and learned what plants were annuals and which were perennials.
9/16/14	L	1.5	During this meeting, my leader and I took a trip to a couple different nurseries and home improvement stores to learn what plants each store carried, keeping in mind the current California drought and the local valley weather. My mother and I want to plant drought tolerant and succulent plants to help with our water problems in the valley. I learned there is a wide variety of plants available to help with the current water shortage and California.
9/18/14	L	1.5	I planted 2 different planters for our patio at this meeting in our back yard. I learned that there is a special soil for succulent plants and was careful to make sure I had plenty of drainage in each of the containers I used to plant in. I drilled holes in the bottom of the container and added rocks to the bottom under the soil with a coffee filter between the soil and the rocks, which I learned would keep the soil from leaking into the rocks and out of the drainage holes.

Project Report Form (Continued)

Number	List things made, raised, grown, or improved.	List honors or awards earned.
7	Succulent planters	Kings County 4-H fair – Best of Show and 1 st place, Kings District Fair – Best of Show and 2 nd place

List citizenship activities	List leadership development activities
Volunteer weeding garden and flower beds for elderly couples	I showed new garden club members how to divide and replant succulents.
I made cut flower arrangements and took to children's headstones at local cemetery	I manned the Hanford Garden Club booth at the Kings District Fair.

Expenses and Income/Value			
<i>Summarize, totaling all expenses such as: ingredients, feed, vet supplies/visits, materials, exhibitor's fees, and all income such as: value of finished products, animals sold, exhibit premiums, etc.</i>			
Item	Number	Expense	Income or Value
Succulent planters	7	\$87.28	\$300.00
Totals		\$87.28	\$300.00
Total Profit or Loss		\$212.72	

If another member was thinking about taking this project next year, what would you tell him/her about what can be learned in this project?

Ornamental Horticulture is great project to take for members to learn the importance of taking care of plants with local conditions to go along with the landscape around them.

I have personally prepared this report and believe it to be correct.	
4-H Member's Signature: [Redacted]	Date: 7/12/15
I have personally reviewed this report and believe it to be correct.	
4-H Project Leader's Signature: [Redacted]	Date: 7/12/15

Ornamental Horticulture

I love plantings planters for our front porch, patio, and around the pool...these are very interesting tips I learned this year to save time, money, and water!



use leftover coffee grounds to enrich your soil and repel critters.

Keep soil from leaking out of your pots' drainage holes with coffee filters.



Use a diaper to retain moisture in a planter

Lighten up large or heavy planters by filling the bottom with empty aluminum cans or plastic containers





California 4-H Youth Development Program Leadership Development Report

Name	Ashley [REDACTED]		
Club	Oakvale 4-H	Program Year	2014-2015
<input checked="" type="checkbox"/>	Leadership Development Project	<input type="checkbox"/>	Junior Leader
<input checked="" type="checkbox"/>	All Star Ambassador	<input checked="" type="checkbox"/>	Club Officer
<input type="checkbox"/>	State Ambassador	<input type="checkbox"/>	Camp Counselor
		<input checked="" type="checkbox"/>	Teen Leader
		<input type="checkbox"/>	Exchange
		<input type="checkbox"/>	Other

Part 1: Complete this page before the program year begins:

Briefly describe your leadership roles marked above. Why are they important?

- The leadership project is one that helps me unlock my full potential as a leader in my community and also teaches me skills as I develop as a 4-H member and young adult. Many of these skills are necessary for future job experiences such as interviews, working as a team member, planning activities, and the necessary actions for achieving goals. This project helps me put the leadership skills I am developing into action as I serve as a Kings County All Star Ambassador this year.
- This honor represents Kings County as a leader and role model to the younger members, as well as allows me to work with the other All Star team members to plan and execute events and lead sessions at the county and sectional levels.
- As President of the Oakvale 4-H Club, I will not only use my leadership skills to run monthly meetings, but also to work hard to guide the members of the club to actively participate in activities at the county and state level to promote the 4-H program as well as to give back to the communities we live in.
- Lastly, as a teen leader for project groups at my local club and the county level, I will strategize, organize, and help members to learn and be creative in their project work. It is important in any leadership role to work hard and be a positive mentor to not only those I am directly working with, but also anyone young and old I may come in contact with to set a good example and positively represent myself and the 4-H program I am so proud to be a part of.

I. Record the goals you have for your leadership development.

II. At the end of the program year, which of the 6 Cs (confidence, competence, character, caring, connection, contribution) do you plan to develop?

- I. My main goal this year is to put my leadership skills into action even stronger than last year, since I hold a high service position within my county. As a senior member of the 4-H program, I want to have a positive effect on the members of my local club as their President and a teen leader. Additionally, as a county teen leader, All Star, sectional youth delegate, and member of the State Fashion Revue committee allows me to make an impact on even more youth and adults at the sectional and state levels.
- II. I believe we can each work to improve ourselves every day and each of the 6 Cs can be further developed in my 4-H leadership work. Although, of the 6 Cs listed, I want to grow my character the most. While I believe I have a strong character personally, I think this trait defines who I am as an individual. As I work to strengthen my character during my leadership and other 4-H project work, I will ultimately improve many of the other equally important Cs.

Leadership Development Report (Continued)

Part 2a: Submit one form per project for which you are a junior or teen leader OR other leadership activity.

Project/Activity	Leadership Development Project	Years in Project/Activity	8th
Leader	GiGi [REDACTED]	Number of other members	3

Please list only those goals, strategies and shifting gears that apply to this project or activity. This page is to be completed at the beginning of the program year.

Select Goals	Pursue Strategies	Shift Gears
Record the goals you have for this project or activity. Think of each goal as a destination.	What are the steps you will take to reach your goals? Include by when, by whom, and the specific actions.	What are some things that may get in the way of achieving your goals? What can you do to overcome those challenges or obstacles?
Improve my communication skills among the leaders and 4-H members that I am involved with in my leadership roles/activities.	Playing an active role within my leadership positions throughout this year and making sure the content and message that I want to communicate to my audience is heard and is thorough and clear.	Problems such as miscommunication, making it more difficult for the club or group to function properly. Being sure that my communication is clear and easily understood by the team I am working with.
Improving my time management skills as I am taking on multiple commitments and extracurricular activities over the course of this year including 4-H, sports, academic, church youth group, and KEY club.	I have already purchased a daily planner to schedule my activities and ensure important activities are prioritized and to avoid overbooking my schedule throughout this year.	Although I have prioritized my academics and 4-H activities as my priority, if I have previous obligations with another organization, I can't back out on those commitments. I can be dedicated to posting everything in my calendar as I commit to the event so as not to overbook myself.

Reviewed and Discussed

I have personally prepared this report and believe it to be correct.

4-H Member's Signature: [REDACTED]

Date: 9/20/14

I have personally reviewed and discussed this report with the member.

4-H Project/ Activity Leader's Signature: [REDACTED]

Date: 9/20/14

For the Project Leader: Please provide feedback and comments on the 4-H member's leadership role.

Ashley continuously strives to improve her personal communication and leadership skills. She is incredibly patient and aware of the younger members and her role in their 4-H career. This young lady is truly an asset to the 4-H program as a leader and role model.

Reviewed and Discussed

I have personally prepared this report and believe it to be correct.

4-H Member's Signature: [Redacted]

Date:

8/5/15

I have personally reviewed and discussed this report with the member.


4-H Project/ Activity Leader's Signature: [Redacted]

Date:

8/5/15

Leadership

Being a good leader takes practice as well as many other important traits, these are some of the traits I learned and personally focused on this year within my leadership project.



- Lead by example...be a good role model
- Share the spotlight...give credit when credit is due
 - Communicate effectively
 - Keep meetings productive
- Know your limits...and don't be afraid to admit them
- Find a mentor...someone you trust and who believes in you
- Be sensitive to what others want or need...there is no "I" in team
 - Admit your mistakes...learn from them
 - Never stop improving



Leadership Development Report (Continued)

Part 2a: Submit one form per project for which you are a junior or teen leader OR other leadership activity.

Project/Activity	Clothing and Textiles	Years in Project/Activity	5th
Leader	Lil Draxler	Number of other members	2

Please list only those goals, strategies and shifting gears that apply to this project or activity. This page is to be completed at the beginning of the program year.

Select Goals	Pursue Strategies	Shift Gears
Record the goals you have for this project or activity. Think of each goal as a destination.	What are the steps you will take to reach your goals? Include by when, by whom, and the specific actions.	What are some things that may get in the way of achieving your goals? What can you do to overcome those challenges or obstacles?
My first goal is for the members to learn at least one new skill that will challenge them in their project work this year.	At the first meeting when we are choosing patterns at the fabric store, I will have a list of skills each member is able to challenge themselves with, such as; button holes or an invisible zipper. The members can have these in mind as they are choosing their pattern. The meeting before they will be learning this skill the leader, myself, and the member will review the steps to performing the skill to eliminate the stress of learning something new. The meeting of performing the skill will include the same three individuals working as a team to ensure the steps are performed with the correct steps and in order to make sure the member understands and will be able to master the skill.	The member could try to choose a pattern that doesn't include a skill they have not previously learned. I will discuss the importance of them continuing to challenge themselves and encourage them to continue to look for a pattern which will help them improve their sewing skills. The member could have continued trouble with the skill and have to continue to take out the seam and re-sew it, discouraging the member. I will talk them through the disappointment and reassure them that it is important to have confidence and take their time when learning the new skill.

Leadership Development Report (Continued)

Part 2b: Please refer to the goals you selected at the beginning of the program year. This page is to be completed at the end of the program year.

Specific Goal	Discuss how you did or did not reach your goals for this project/ program/ experience.	What strategies worked or didn't work?	Give examples of when you had to shift gears toward reaching your goals.
My first goal is for the members to learn at least one new skill that will challenge them in their project work this year.	Each of the members were very excited about learning a new skill after I encouraged them by explaining that this goal had been one of my personal goals in each of my projects during my 4-H career.	Although I thought the list of skills for each member was a great idea, they had ideas of their own they wanted to challenge themselves with. Of course, I allowed them to learn the skill they wanted, helping them to guide their path in learning how to sew.	Almost immediately when I presented my idea of learning a new skill, each of the members blurted out what they wanted to learn this year before they even saw that I had a list. I did show them the list anyway just in case there was something they hadn't thought of, but they both chose to learn the skill they thought of.
I would also like to encourage the members to deepen their understanding of the markings on the pattern pieces and what they mean. There are many hints on pattern pieces many seamstresses overlook or take for granted.	Sewing is a project that takes many years to learn. Although each of the members learned new terminology, I was reminded of how differently individuals learn. One of the members remembered the information much better than the younger member did.	The presentation worked, but I realized I should have posted copies of the pattern pieces to poster boards as well so they were easier to work with than having them on the table in front of me while I was speaking.	After the presentation, the members had a lot of questions for me. It would have probably worked more effectively if I had originally planned this as a round table discussion for them to learn this information, than the presentation. This is how I will handle this meeting in the future.
Encourage each of the members to enter their project in the	I was thrilled that each of the members entered their projects in both fairs and the	Each of the members were agreeable to entering in both fairs and the fashion revue in	The younger member was very nervous and didn't want to model at the last minute. I took her outside

Leadership Development Report (Continued)

Part 2a: Submit one form per project for which you are a teen leader OR other leadership activity.

Project/Activity	Arts and Crafts	Years in Project/Activity	5 th
Leader	GiGi [REDACTED]	Number of other members	6

Please list only those goals, strategies and shifting gears that apply to this project or activity. This page is to be completed at the beginning of the program year.

Select Goals	Pursue Strategies	Shift Gears
Record the goals you have for this project or activity. Think of each goal as a destination.	What are the steps you will take to reach your goals? Include by when, by whom, and the specific actions.	What are some things that may get in the way of achieving your goals? What can you do to overcome those challenges or obstacles?
As I have had all of these members in this project for at least 2 years, I would like them to work on being more independent in their work.	I will have a station set up for each of the members at each of the meetings which we hold in our leaders craft room. Each member will have a box (including me) with all the necessary supplies. I will demonstrate the steps from the front of the room while they watch, then they will complete the step, while my leader and I walk through to make sure they are doing it correctly and safely. Then I will go on to the next step, continuing like this until the projects are complete.	If the members don't understand the steps as we go along. The leader and I will work patiently with each member to help them through the steps. There are many different ages in our group so the older members could get bored or frustrated while waiting for the younger members to complete their work. I can explain to the members in the beginning, that everyone will have to complete the steps prior to us moving on to the next step.
I would like each member to be able to use their creativity to ensure each of their individual personalities show in their finished project.	I will have a variety of colors of paint and the finishing touches at each meeting, allowing each of them to choose how they want to personalize their project work.	The members don't like the finishing decorations I choose for them while I am shopping for supplies. Have the members provide me a list of their hobbies, sports, and a few of their favorite things at the beginning of the year. This will allow me to shop with each members likes in mind.

Reviewed and Discussed	
I have personally prepared this report and believe it to be correct.	
4-H Member's Signature: [REDACTED]	Date: 9/20/14
I have personally reviewed and discussed this report with the member.	
4-H Project/ Activity Leader's Signature: [REDACTED]	Date: 9/20/14

	spring for example. This allowed for each member to personalize their work and add their individualized creativity to their project.		their finishing touches as home if they wanted to shop for their own supplies with their parents after the meeting.
--	---	--	---

For the Project Leader. Please provide feedback and comments on the 4-H member's leadership role.

Ashley has taken our project group and is leading each meeting on her own. She experimented with a couple of new ideas this year to help with the wide range of ages we have in this group. Ashley continues to amaze me with her ability to communicate and work with the members in this group.

Reviewed and Discussed

I have personally prepared this report and believe it to be correct.

4-H Member's Signature:

[Redacted Signature]

Date:

8/5/15

I have personally reviewed and discussed this report with the member.

4-H Project/ Activity Leader's Signature:

[Redacted Signature]

Date:

8/5/15

Leadership Development Report (Continued)

Part 2a: Submit one form per project for which you are a junior or teen leader OR other leadership activity.

Project/Activity	All Star Ambassador	Years in Project/Activity	1st
Leader	Kelly [REDACTED]	Number of other members	7

Please list only those goals, strategies and shifting gears that apply to this project or activity. This page is to be completed at the beginning of the program year.

Select Goals	Pursue Strategies	Shift Gears
Record the goals you have for this project or activity. Think of each goal as a destination.	What are the steps you will take to reach your goals? Include by when, by whom, and the specific actions.	What are some things that may get in the way of achieving your goals? What can you do to overcome those challenges or obstacles?
As I interact with the rest of my team throughout the year, we become a strongly developed team with successful results at the end of the year.	Working on team building skills and figuring out the various skills sets we each have so that we know where everyone is strongest and where they can best fit when it comes to tasks or projects throughout the year.	That our team will not function well together and this resulting in poorly executed events or tasks. We come together as a team and figure out what the problems are and what we need to do to fix the situation. Communication is key to making a team work together.
Getting to know our Kings County 4-Hers personally since this position is representing and working with and for these members.	At county events, going the extra mile to talk to the members and ask them how their year is going and if they have any suggestions, questions, or concerns to let us all know about.	Members may not open up to me and may be too shy or intimidated to talk to us. Letting these members know that we are just like them and they can talk to us anytime.
The Kings County All Star Team will plan and lead educational and fun workshop at Leadership Conference of Regional Teens (LCORT).	As a team we will meet at our first All Star Meeting, with our advisor and choose a topic, then break into teams to plan our section of the workshop, and finally meeting as a group to put it all together and ensure we have a great workshop.	The session we choose is already being presented by another county. Have alternate topics in mind so we won't have to start from the beginning and lose time. The All Star Team is unable to meet in a timely manner so we have trouble getting the project

Leadership Development Report (Continued)

Part 2b: Please refer to the goals you selected at the beginning of the program year. This page is to be completed at the end of the program year.

Specific Goal	Discuss how you did or did not reach your goals for this project/ program/ experience.	What strategies worked or didn't work?	Give examples of when you had to shift gears toward reaching your goals.
<p>As I interact with the rest of my team throughout the year, we become a strongly developed team with successful results at the end of the year.</p>	<p>I believe the All Star team worked well together and with open communication and collaboration we were successful in representing Kings County and executed successful county events.</p>	<p>Our advisor worked hard with us to develop our leadership skills and helped us identify our individual strengths and weaknesses. This allowed us to work on the weaknesses and continue to build on our strengths.</p>	<p>Scheduling conflicts were difficult as each of us were extremely active, not only in 4-H, but had a challenging academic schedule, and many of us were involved in sports and other clubs. We worked hard to be accommodating with each other and help pick up the slack if someone was unable to attend an event and also to be flexible with our meeting times to be sure everyone was able to attend as much as possible.</p>
<p>Getting to know our Kings County 4-Hers personally since this position is representing and working with and for these members.</p>	<p>Each member of the All Star team worked hard to be a good leader and role model for the younger members. I was especially diligent in making a point to talk to as many members as I could at 4-H events to make sure I was able to ensure the members and leaders were happy</p>	<p>I was able to meet and speak with new members I didn't previously know at most of the county events we worked on and attended. I was so happy to hear so many people tell me that our All Star Team was doing a great job and they were proud of us.</p>	<p>My strategy was to go out of my way to meet new members, leaders, parents, and volunteers this year at the different 4-H events. I was able to do this without having to change my strategy. Everyone was very welcoming to our team and very proud of the work we were doing.</p>

	<p>worked hard to obtain sponsors for the supplies we needed such as water, healthy snacks, and the green powder we used during the run. We also secured the district fair grounds for our site and local businesses, schools the local newspaper advertised our event for us.</p>	<p>and exercise to be prepared for our event, but no one came to either of these events which was disappointing, but in the end I think the event was fine without these days.</p>	<p>4-H and because the 4-H year was coming to an end it was disappointing to tell them when sign-ups were for the next year. All in all the event was successful, fun, and promoted both 4-H and healthy living in a fun way.</p>
--	--	--	---

<p>For the Project Leader. Please provide feedback and comments on the 4-H member's leadership role.</p>
<p>Ashley has been a very active Kings County All Star. She is positive and energetic. She encouraged her team to take on new projects - like the large display window in the County Administration Bldg. This window was decorated for 4-H Week. The team presented before the Board of Supervisors when 4-H Week was proclaimed in Kings County. Ashley, along with her Allstar team, introduced the "Color Me Green Run" to Kings County. It was a tremendous success.</p>

<p>Reviewed and Discussed</p>	
<p>I have personally prepared this report and believe it to be correct.</p>	
<p>4-H Member's Signature: [Redacted]</p>	<p>Date: 8/5/15</p>
<p>I have personally reviewed and discussed this report with the member.</p>	
<p>4-H Project/ Activity Leader's Signature: [Redacted]</p>	<p>Date: 10/16/2015</p>

Leadership Development Report (Continued)

Part 2a: Submit one form per project for which you are a junior or teen leader OR other leadership activity.

Project/Activity	Club Officer – President	Years in Project/Activity	7th
Leader	Stephanie [redacted] and Stacey [redacted]	Number of other members	28

Please list only those goals, strategies and shifting gears that apply to this project or activity. This page is to be completed at the beginning of the program year.

Select Goals	Pursue Strategies	Shift Gears
Record the goals you have for this project or activity. Think of each goal as a destination.	What are the steps you will take to reach your goals? Include by when, by whom, and the specific actions.	What are some things that may get in the way of achieving your goals? What can you do to overcome those challenges or obstacles?
Create a club meeting environment which allows for the commitment and enthusiasm of all members.	Working with the club leaders and executive office members throughout the year, I would like to appoint members prior to the meetings to speak about the various activities held and attended. This will ensure that all members have the opportunity to speak at the meetings.	A member may be too shy to speak in front of the group. I can ask the member to start out slow and build their confidence by having them lead one of the pledges at the beginning of the meeting.
Teach and encourage members to learn and use proper parliamentary procedure during the course of club meetings.	I will make a poster board with the proper way to make and second a motion prior to the first club meeting. This will allow the members to read from this poster and encourage them to learn the proper wording for these steps in our club meetings.	Members may forget to use the poster board when making or seconding motions during the meetings. I will remind members at the beginning of each meeting to use the boards and during the meeting if they still forget, I will gently remind them to read from the board.

Reviewed and Discussed	
I have personally prepared this report and believe it to be correct.	
4-H Member's Signature: [redacted]	Date: 9/26/14
I have personally reviewed and discussed this report with the member.	
4-H Project/ Activity Leader's Signature: [redacted]	Date: 10/1/14



California 4-H Youth Development Program Leadership Development Report

Part 3: Complete this page at the end of the program year.

Through your leadership activities, did you identify a spark, passion, or interest? What did you do and learn?

A spark I was able to identify in my leadership experience this year was helping others give back to their communities. As a teen leader, I was able to encourage members in my club, county, and even state programs to include community service in their 4-H project work. It is important as members and leaders of this program to share with those in our communities who can use a little help. I learned that it is easy to find service learning projects to work on within our communities. Although it is sometimes difficult to complete these projects with a small group, it is easier than one would think to ask and receive help from others. In my experiences this year, people want to help others they just need to be asked and have guidance on how they would help accomplish the goal.

Discuss the 6 Cs (confidence, competence, character, caring, connection, contribution) that you developed this year. Which C(s) did you develop? How do you know that you grew in that C? If you developed a C that you did not plan to, (Part 1) discuss that C as well.

I realized during my 4-H work that each of the 6 Cs are important in my leadership development. Although confidence is the area I believe was most significantly impacted this year. In my leadership roles I was to speak at meetings, events, and other groups of people of various ages. It was at these events while improving my public speaking skills that I was able to gain more confidence not only in my ability to speak more fluently in front of others, but also in working with and leading group activities to accomplish goals and executing productive events. I noticed it was easier to speak at these events as my confidence developed which is how I know I had grown in the first of the 6 Cs. With the development of my confidence it was easier for me to develop a connection with others. I worked on committees with such as the State Fashion Revue committee and within our All Star team. Confidence helped me express my ideas more effectively while working with others. Sharing ideas and connecting effectively within our teams allowed us to communicate and work better together to improve the end result. As a teen leader, I not only increased my competence level while researching project ideas and directions, but I was also able to increase the competence of the project group members as they learned skills and knowledge they could go home and use themselves or share with others. This is the once C I wasn't sure I would develop this year. I thought when working with younger members as a teen leader, I would teach them techniques I already knew. I

Newspaper & Newsletter Articles

Kings County 4-H Members Attend State Leadership Conference

All 7 Kings County All Star Candidates and their Advisor, Kelley Brown traveled to the University of Santa Cruz to attend the California 4-H Leadership Conference, held August 15th to 17th. The theme of the conference was "Raiders of the Lost Leadership." The conference hosted several outstanding motivational speakers including Mike Smith, founder and director of non profits- The Bay and Skate for Change to help the disadvantaged. Conference sessions included such topics as engineering, film-making, yoga, true colors, and All Star extravaganza to name a few.

Kings County also had 2 delegates attend from Oakvale 4-H, they are Tara Fry and Bridgett Singleton. Tara and Bridgett were able to take advantage of the pre-conference activities which included tours of the UC campus, and fun at the Board Walk.



Kings County All Stars attend SLC- L to R: Adam, Ashley, Mara, Ashley, Macey, Jacob and Reed

Kings County Youth Talk September, 2014

Kings County Youth Talk February, 2015

Active Kings County All Stars

The Kings County All Stars spent the weekend of January 23rd at LCORT (Leadership Conference of Regional Teens) teaching a session they created on the fine art of "Public Speaking." Their session was viewed by approximately 350 7th-9th graders and volunteer leaders from 12 counties.


In addition, Kings County was represented by 13 delegates and 2 chaperones. Thanks to our chaperones, Yvette Garcia and Kelley Medeiros .



Left to Right: Mara, Ashley, Ashley, Macey, Reed, Jacob and Adam. Not shown is Kelley [redacted] All Star Advisor.

Color Me Green Run- Big Success!

Kings County 4-H All Stars sponsored a very successful Color Me Green Run. There were 216 runners participating in the run. Thank you to our generous sponsors: CMAB, Stony's Sand & Gravel, Medeiros & Son Dairy, Kings Fair & UCCE-4-H Development Program. Congratulations to the All Stars and their Advisor Kelley Medeiros for an awesome event.



Back row: Ashley [redacted] Ashley D., Adam, Jacob, Reed.
Front Row: Advisor-Kelley Medeiros, Mara & Macey

Kings County Youth Talk May, 2015

Newspaper & Newsletter Articles

I am organizing a blood drive to be held at the 4-H Fair for my service learning project for Washington Focus. My goal is 35 pints of blood to be donated during this blood drive. Donating blood is important and a way to give back to the community you live in.

Look for us at the blood mobile by the livestock barns

Saturday, April 11th, 2015

9 am to 1 pm

Here are some guidelines for prospective donors:

- You must be 17 years old to donate or 16 with your parent's permission.
- You must weigh at least 110 lbs.
- You can donate blood every 56 days or approximately 2 months.
- Please drink a lot of water the day before donating and eat a healthy breakfast the morning of the blood drive...also it is recommended you limit your caffeine prior to donating.



Some interesting statistics:

- 4.5 million Americans will need a blood transfusion each year.
- 43,000 donated units are used each day in the U.S. and Canada.
- Someone needs blood every 2 seconds.
- Less than 10% of the 37% of Americans who can give blood donate.
- One pint of blood can save up to 3 lives.
- The blood supply today is safer today than ever before because of modern technology and strict screening practices.

Please email me at [redacted] to donate or [redacted] to sign up for an appointment time. You can also come the day of the event, but they recommend I make the majority of the appointments in advance to make sure you won't have to wait as long.

Even if you can't donate please come by to learn about giving blood and the importance of it.
Submitted by: Ashley [redacted]

Blood Drives



CONTRIBUTED
Ashley [redacted] holds a flyer for the Kings County 4-H blood drive.

The Central California Blood Center has scheduled the following area blood drives:

- April 11—Kings County 4-H, Kings Fairgrounds, 801 S. 10th Ave., Hanford, 9 a.m. to 1 p.m.
- April 16—Lacey Chevron, 1702 W. Lacey Blvd., Hanford, 2:30-7:30 p.m.
- April 18—Lemoore Chamber of Commerce, 350 Bush St., Lemoore, 11 a.m. to 4 p.m.
- April 29—COS Hanford, 925 13th Ave., Hanford, 10 a.m. to 2 p.m.
- April 30—Hanford Community, First Presbyterian Church of Hanford, 340 N. Irwin St., Hanford, 4-7 p.m.
- May 6—Hanford High School, 120 E. Grangeville Blvd., Hanford, 8 a.m. to noon.

Donors must be in good general health, weigh a minimum of 110 pounds and be at least 17 years old (16 years old with written parental consent). Photo ID and Social Security number are required at donor registration.

Donors should eat a good meal and drink plenty of water within four hours prior to their donation. Donors can give blood every eight weeks.

For more information, call 288-6319 or visit www.donateblood.org.

Kings County Youth Talk

March, 2015



Kings County Youth Talk
February, 2015

Hanford Sentinel

April 8, 2015

Brittany [redacted]
Clare [redacted]

These young ladies will be representing Kings County 4-H as State Delegates to the State Fashion Revue on May 30th at UC Davis.

Kings County Youth Talk

May, 2015

ALL STAR CANDIDATE SPOTLIGHT

Meet Ashley [redacted]



Favorite Movie: "The Hunger Games: Catching Fire"

Best Book Read: Harry Potter Series

Favorite Musical Group: Bruno Mars

My Hero: My grandmother, Lil Draxler

What does 4-H mean to you: 4-H means to me that youth can get actively involved within their community not only influencing those around them, but also themselves as they build life skills that will benefit themselves when they are put into the workforce and the world itself.


Favorite 4-H Project: Clothing & Textiles

Most Memorable 4-H Experience: Attending state and regional leadership conferences

Favorite Inspirational Quote: "I don't need easy, I just need possible." Bethany Hamilton

Words to live by: Do more for the world than the world does for you.

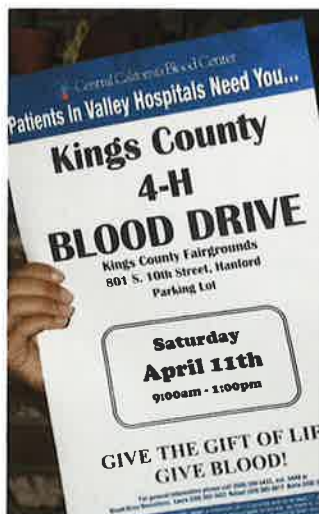
Flyers



4-H BLOOD DRIVE KINGS FAIRGROUNDS

April 11, 2015.....9 am to 1 pm

Please remember to drink plenty of water (no caffeine) and eat a healthy breakfast before coming out to the fairgrounds to donate blood for this very important event.



Flyers used to promote my Citizenship Washington Focus Project. a blood drive at the Kings County 4-H Fair

Flyers



University of California
Division of Agriculture and
Natural Resources

Color Me Green

5K Run/Walk or 1K Walk
Sunday, March 29, 2015
Kings Fairgrounds
Registration – 8 AM Race – 9 AM
\$15.00 includes T-shirt & Breakfast after race
Family Rate \$7.00 each additional runner
Registration/Waiver forms available from:
Kings County UCCE Office
680 N. Campus Dr. Suite A, Hanford
559-852-2730
Or enter online at:
<http://ucanr.edu/survey/survey.cfm?surveynumber=14790>
Sponsored by Kings County 4-H All Stars

The Color Me Green 5K run/1K walk aims to provide youth and community members a learning opportunity for improving their health through a fun event. Participants will run 5 kilometers or walk 1 kilometer with other members of their community and will be showered with green dye to mark every mile marker they pass, leaving them colored in green by the end of the run!

Two training runs will be held to help you get ready for the run. Feel free to join us at:
Freedom Park (next to Hamilton School)
2000 9-1/4 Avenue Hanford
Sunday, February 22nd 9 AM
Saturday, March 7th 9 AM

It is the policy of the University of California (UC) and the UC Division of Agriculture & Natural Resources not to engage in discrimination against or harassment of any person in any of its programs or activities. (Complete nondiscrimination policy statement can be found at <http://ucanr.edu/sites/ucanr/files/2012/05/2012-05-01.pdf>). Inquiries regarding ANR's nondiscrimination policies may be directed to Linda Marie Marton, Alternative Action Contact, University of California, Agriculture and Natural Resources, 2801 Second Street, Davis, CA 95618, (530) 750-1319

Youth Talk-February 2015 Page 12

Our 2014-2015 All Star Team
Passed out these flyers to advertise our
All Star Project
“Color Me Green” 5K Run/Walk

Letters

University of California
Agriculture and Natural Resources

California State 4-H Office

University of California, Agriculture and Natural Resources
2801 Second Street
Davis, CA 95618-7779
Office: (530) 750-1334 / Fax: (530) 756-1148
ca4h@ucanr.edu
<http://4h.ucanr.edu/>



April 1, 2015

Ashley [REDACTED]
[REDACTED]

Dear Ashley,

Congratulations! You have been selected to represent the California 4-H Youth Development Program as a 2015-2016 4-H State Ambassador. Your years of hard work and leadership will be put to good use as you further your 4-H involvement during your 14-month term.

The California 4-H State Ambassador Program is a working honor that provides 4-H members expanded opportunities to serve the University of California 4-H Youth Development Program. The 4-H State Ambassador position is one of the highest service opportunities and recognition attainable in the University of California 4-H Youth Development Program. 4-H State Ambassadors are youth who have excelled in the areas of leadership and community service. They are selected to serve the 4-H Youth Development Program in roles that promote leadership through education and service. 4-H State Ambassador advisors are adult volunteers who are experienced in working with older youth in a youth-adult partnership atmosphere.

If you have any questions, feel free to contact me. Again, congratulations on being selected as a 2015-2016 4-H State Ambassador! I'm looking forward to working with each of you!

Sincerely,

Jenna Colburn
State 4-H Program Representative
[REDACTED]

A personal goal from the age of 7...
Congratulations letter of goal reached!

Letters



Central California Blood Center

**A Non-Profit
Organization**

www.donateblood.org

**Administration and
Jenny Eller Donor Ctr.**

(559) 389-LIFE (54333)
Fax (559) 225-1602
4343 W. Herndon Ave.
Fresno, CA 93722

Fresno

(559) 389-5500
Fax (559) 224-1373

1196 E. Shaw Ave., Suite 102

Fresno, CA 93710

North Fresno

(559) 389-5600
Fax (559) 324-1741
1010 E. Perrin Ave.
Fresno, CA 93720

Visalia

(559) 302-1300
Fax (559) 625-2136
1515 S. Mooney Blvd.
Visalia, CA 93277

Porterville

(559) 719-2022
Fax (559) 781-5914
93 N. Main St., Suite D
Porterville, CA 93257

Board of Directors

Valerie Vuicich
Chairperson

Daniel Stobbe, MD
Vice Chairperson

Dean Eller
President & CEO

Mark Barsotti

Anthony P. Capozzi

William L. Carvelh, MD

William Dominic, MD

Robyn Esraelian

Zelta Hadden

Robert A. Havard Jr., MD

Robert Longalli

William C. Pitts, MD

Roydon Steinke, MD

Steven Stolz, MD

Craig Vajvoda

FMMS President-Elect

Rita Gladding

Director Emeritus

Donald Knapp, MD

Director Emeritus

Oran McNeil, CPA

Director Emeritus

Robb Smith, MD

Chairman Emeritus

May 18, 2015

Ashley [REDACTED]

Dear Ashley:

Thank you for coordinating the much needed blood drive on Saturday, April 11, 2015. We were very pleased with the drive overall, and the willingness of the donors to share this life saving gift.

The efforts of Kings County 4-H are greatly appreciated and your support of the community blood program will go a long way towards replenishing blood supplies and ultimately saving lives.

In addition, we very much appreciate your efforts during this crucial time of need. We would like for you to know that 15 units were collected at your drive.

Again, thank you for your contribution and ongoing support of this important community program. We look forward to working with you again on an upcoming blood drive.

Sincerely,

Darla Silvera
Blood Drive Recruiter
(559) 288-6319

Thank you from Central California Blood Center
for organizing a blood drive
15 units of blood collected...31 donors attempted!

Photos



2014-2015 Kings County All Star Team



Arts & Crafts Teen Leader



I attended State Leaders Forum



As a Kings County All Star, I helped organize and execute the Color Me Green Run



Kings County Clothing Teen Leader



State Fashion Revue Committee member



I was chosen as a member of the 2015-2016 State Ambassador Team



I made thank you calls to Kings County Sponsors



A member of the 2014-2015 Kings County All Star Team

Leadership

Photos



Volunteer at
Swedish Festival
carnival games



My service learning project for CWF. I organized
and executed a Blood Drive



Ring the bell for Salvation Army



I attended and taught a
workshop at California Focus

Citizenship

Photos



Guest speaker at Kings County Board of Supervisors meeting during 4-H Week



Reviewing results at Kings County Judging Day



Announcing and passing out awards at County Achievement Night



Installation of Offices at Island 4-H Club



Giving member orientation at State Fashion Revue



Kings County Fashion Revue Commentator



Co-Emcee at Leaders' Recognition Dinner



Announcing awards at County Presentation Day

Public Speaking


Photos



Pickling garlic for my
Food Preservation project



My Foods & Nutrition
Food Olympics entry



Baking cookies for the
Kings District Fair



My scrapbooking
entry at the
Kings District Fair
Best of Show



My table setting
entry at this years
Food Olympics




State Fashion Revue entry
I was state medalist



Clothing & Textiles
Kings District Fair entry Best of
Show

Projects

Photos



I volunteer as a swim coach for [redacted] Rec Swim Sea Pups



Holy Family Catholic Church
My confirmation with Father Greg, Bishop [redacted] and my Nana



Swimming the butterfly at D2 Valley Finals



Kingsburg High School Junior Class 2015 Homecoming



A member of the Valley Finals D2 Champions 3peat for the KHS ladies!



A member and officer of the [redacted] Key Club



Member of [redacted] Varsity Tennis Team



I love to snow ski



My family at my mother's graduation with her Master's of Science in Nursing

Lifestyle



Summary of Previous 4-H Involvement

Include your specific involvement (attended, competed, presented) and the level of participation:

I = Individual, **L** = Local Club/Unit/Project, **C** = County/Area/District,
M = Multi-county/Section, **S** = State, **N** = National/Multi-State, **G** = Global

You may add lines or add a page for each category, if needed.

Summary of 4-H Projects		
3Program Year(s)	Involvement & Level	Project Title and Brief Description
2007-2014	Compete/Present L/C	Community Service -Teen leader (L)-2, Junior Leader (L)-2 Knowledge gained: Leadership and team building techniques, effective communication and collaboration skills Communication: (C)-4, (L)-22 Achievements: Helping others and personal satisfaction=priceless
2007-2014	Compete/Present L/C/M/S	Clothing & Textiles -Teen leader (C)-2, Junior Leader (C)-3 Knowledge gained: Leadership skills, know parts of sewing machine, matching plaid fabric, altering patterns, testing fabric content, improved consumer purchase skills, bound button holes, Hong Kong seams Communication: (S)-1, (M)-1, (C)-16, (L)-36 Items made: 72 Achievements:Best of Show/Golden Bear (S)-2, Best of Show (C)-19, Best of Division (C)-1, (S)-5, Outstanding Clothing (C)-7, Wool Growers (S)-3, American Sewing Guild (S)-2
2007-2014	Compete/Present L/C/S	Food Preservation -Teen Leader (L)-2 Knowledge gained: Leadership skills, safe water bath processing, reprocessing unsealed jars, water bath vs. pressure canning, liquid vs. powdered pectin, food safety Communication: (L)-17 Items made: 402 half pints Achievements: Best of Show (S)-7, (C)-9, Best of Division (S)-4, (C)-3, Best of Class (S)-3, Sweepstakes Sugar (S)-2, (C)-7, Kidz Kitchen Sweepstakes (S)-1, Kerr/Ball Award (C)-7
2007-2014	Compete/Present L/C	Arts & Crafts -Teen Leader (L)-2, Junior Leaders (L)-3 Knowledge gained: Leadership skills, proper sanding, painting, and staining, application of adhesives, use of color wheel, safety Communication: (S)-4, (M)-4, (C)-14, (L)-11 Achievements: Best of Show (C)-9, Best of Division (C)-6
1 – 7 years	Compete/Present L/C	Other projects: Fashion Revue, Foods & Nutrition, Scrapbooking, Photography, Table Setting, Ornamental Horticulture, Cake decorating, Home Arts & Furnishings, Vegetable Gardening, Archery, Beginning 4-H

Summary of 4-H Leadership Achievements/Activities

Program Year(s)	Involve & Level	Leadership Position/Activity and Brief Description
2008-2014	Presented L	Club office held /Historian, Reporter, Secretary, Vice President, Treasurer, President/Perform duties of office, serve on executive committee, and provide leadership in all phases including communication and collaboration
2010-2014	Presented C	Teen Leader /Kings County Clothing/Assist leader, plan meetings, provide support, assist in record book documentation
2009-2014	Presented L	Teen Leader /Various projects including Fashion Revue, Food Preservation, Arts & Crafts, Beginning 4-H/Assist leader and plan meetings, provide support, research project and shopping list preparation
2011-2014	Attended S	Delegate /State Leadership Conference/Attended sessions, shared leadership ideas through communication and collaboration, gained knowledge about leadership skills, developed confidence and competence
2010-2013	Attended M	Delegate /LCORT/Attended sessions, communicated and collaborated with other delegates to develop and improve leadership skills
2008-2012	Attended C	Officer /Officers Training Day/Learn responsibilities and develop skills
2012-2014	Presented C	Kings Co. Youth Chair /4-H Fair Indoor Exhibits Youth Chair/Attend planning meetings, contact judges, signage, set up, clean up, judges gifts
2012-2013	Presented L	Committee Chair /Holiday Party/ Plan, organize, and communicate with members of the club, set up, and clean up
2007-2014	Presented C	Kings Co. Youth Chair /Fashion Revue Decorations Youth Chair/Attend meetings, plan decorations, purchase, set up, and clean up decorations
2007-2013	Presented C	Kings Co. Committee Chair /Leaders Recognition dinner/Organize team to set up-clean up
2007-2014	Presented C	Kings Co. Committee Chair /Judging Day/ Organize team to create judging class, provide correct placings and cuts for results
2007-2013	Presented L	Committee Chair /Record book workshop & EOY swim party/ Organize team to plan event, obtain food donations, have supplies readily available, publicity, set up, organize buddy system for new members, and clean up.
2011-2012	Presented S	Committee Chair /State Fashion Revue service learning project/ Organize team, ensure communication and collaboration for statewide pillowcase drive, organize team to distribute pillow cases to Children's Hospitals, homeless shelters, and foster homes for use.
2011-2014	Presented S	Committee Member /State Fashion Revue/ Work with team to plan and execute statewide fashion revue, including fashion show, judging of event, workshops and service learning projects.
2013-2014	Attended M	Representative /Central Sectional youth representative/Attend sectional meetings, collaborate and communicate with leaders, volunteers, and delegates, report to Kings County Leaders Council.
2007-2014	Presented L	Committee Member /Various committee member and chair/Plan and execute events as a team member, communication, collaboration, report to club meeting, secure donations, fund raising, set up, clean up

Summary of 4-H Citizenship Activities

Program Year(s)	Involvement & Level	Citizenship Activity and Brief Description
2013-2014	Attended S/M/C/L	State Fashion Revue Service Learning Project-Made walker bags for elderly (S), Service Learning Project-Thank you cards for service personnel (M/C),Service Learning Project- Made & donated fleece blankets to local fire departments for fire victims (M/C), Collected pledges and walked in "Relay for Life" (C), Led flag salute at California Women for Agriculture Meeting(L)
2012-2013	Attended S/M/C/I	State Fashion Revue Service Learning Project-Made & donated "Zoo for Hugs" (S), Service Learning Project-Made, collected, and donated 136 cooling scarves (M), Collected tabs for Ronald McDonald House (C), Collected pledges, donated cookies, and walked in "Relay for Life" (C), Made and donated flag carriers to Kings County 4-H program (I), Made dinner for cancer patients & their families (I)
2011-2012	Attended S/L	State Fashion Revue Service Learning Project-Helped make, collected, donate & delivered 1093 pillowcases to hospitals, foster homes, nursing home & homeless shelters (S), State Fashion Revue Service Learning Project-Wounded Warrior Quilt (S), Donated supplies & made 50 comfort blankets for ill babies for 2 area hospitals (L)
2010-2011	Attended S/C/L/I	State Fashion Revue Service Learning Project-Collected & donated stuffed animals for children in need (S), Collected, donated, & passed out over 500 children's books to low income children at soup kitchen (C), Collected pledges, donated cookies, and walked in "Relay for Life" (C), Collected & donated dog treats to SPCA (C), Made dinner & delivered to boating accident victims (L), Collected supplies to fill bags for homeless shelter (L), Made note cards to donate to Children's Hospital patients (L), Collected & donated non-perishables to local TV station drive for military personnel (L), Collected & donated to restore Historical Train Depot (I)
2007-2012	Attended L/I	Collected and donated back to school supplies for children in need (L), Collected & donated UNICEF (L), Donated and collected gifts, clothing, food and supplies to local family in need (L), Collected sports equipment for local youth (L), Wrote thank you letters to service personnel (L), Christmas carolling at local nursing home (L), Led flag salute at club meeting (L), Furnish & serve water and refreshments for volunteers working for "Habitat for Humanity" house project (I) and "Brush of Kindness"(I), Collected and donated to church clothing and food drive (I)
2007-2010	Attended L/I	Bell ringing for Salvation Army (L), Sold Kids Day newspapers for Children's Hospital (L), Collected toiletries for African Village families in need (I)