

## February 2014

If you have any questions or suggestions about the Clover Notes, please don't hesitate to call Roy Hillstock at (626) 586-1972 or email at [rhillstock@ucanr.edu](mailto:rhillstock@ucanr.edu). We welcome submissions, especially for Club News. Please submit articles by the 15th of the month to be posted in the following months' edition.

Contact the [Los Angeles 4-H Youth Development Office](#) or (626) 586-1972. For upcoming dates, please visit the [4-H Calendar](#). We look forward to continuing to serve you and your 4-H needs.

### POLICY

## 4-H Policy and Information Update

### 4-H and Social Media

The 4-H Youth Development Program, like many other programs, is confronting how to address new media like Facebook, Twitter and MySpace without compromising its brand and identity. These new media present opportunities and challenges for our program. They can help us to reach new audiences; re-connect 4-H alumni to the program; connect 4-H in California with 4-H anywhere else in the world. These new media can also encroach on personal space and blur the lines of what is permissible and decent. With that, I want to remind youth and adult volunteers that the [Code of Conduct](#) for the 4-H program still applies when engaging with social media in the name of 4-H. I want to highlight a few clauses in the Code of Conduct that are important to remember:

#### CODE OF CONDUCT:

Upon receiving a 4-H Volunteer Appointment Card signed by the County Director, all 4-H Volunteers shall act in ways that promote positive youth development and are not in conflict with its policies and procedures. The following are prohibited when acting on behalf of the 4-H program:

- Use of abusive, obscene, and discriminatory language at any 4-H activity or event
- Direct personal attack or harassment (visual, verbal, or physical) on another person
- Behavior that is illegal, unsafe, or contrary to the highest standards of ethics

#### Responsibilities:

- Be committed to the core values, educational goals, and standards of the 4-H Youth Development Program as established at various organizational levels
- Respect and safeguard the individual rights, competencies, safety, and property of program participants

Prohibit discrimination of any policies, procedures, or practices on the basis of race, color, national origin, religion, sex, gender identity, pregnancy, physical or mental disability, medical condition (cancer-related or genetic characteristics), ancestry, marital status, age, sexual orientation, citizenship, or status as a covered veteran.

If have any questions about how to use social media and 4-H or are unclear about where the boundaries are, please feel free to contact me at (626) 586-1970 or [kcnathaniel@ucdavis.edu](mailto:kcnathaniel@ucdavis.edu)

- **Canyon Coyotes 4-H Club Participates in Festive Palmdale Christmas Parade!**

Katherine Shannon, Youth Member Canyon Coyotes 4-H Club

Photos by Carter Boeker, youth member Canyon Coyotes 4-H Club

*'Twas the day of the Christmas parade and all throughout, the Canyon Coyotes were preparing their float, animals and themselves!...*

On a cold December Saturday, the 14<sup>th</sup> to be exact, 25 of the Canyon Coyotes youth members and 21 adults turned out to accompany our float entry in the Annual Pete Knight City of Palmdale Christmas Parade. The parade, following the theme of "Miracle on 47<sup>th</sup> Street", took place on a mile of 47<sup>th</sup> Street E. in Palmdale, CA. We had an outstanding variety of projects represented! Our livestock included: four dogs, four pygmy goats, at least six chickens, at least three rabbits, two ponies, and two horses. Our educational project posters created by youth members included: Veterinary Science, Food Preservation, Arts and Crafts, and Sewing. We also had many kids dressed up in costumes that reflected the projects they were in, including: three veterinarians, two chefs, and "The Riddler" from a Drama Project production. All of the animals were decked out in various festive accessories like headbands, jingle bell collars, Santa hats, and various costumes; many of the kids were sporting Santa hats as well. Some of the younger members (including primaries) were able to ride in the float with small animals, and wave to the crowd, while the older members (or members with larger animals like goats) were able to walk the parade route, show their animals, and pass out candy canes with flyers on how to join 4-H. We also had four mounted members of the Horses and Ponies project who decorated their equines with ribbons and hats, and also carried flags.

Although our entry didn't win any of the city's parade awards, the public definitely enjoyed seeing and petting the wide variety of animals. Both the Antelope Valley Press and a sheriff along the parade route mentioned that our entry was definitely "a crowd favorite." Overall, we had an exciting and rewarding day; educating the public about our animals, our projects and 4-H was better than any award, and we hope to do it again next year!



Kelly Gould, 15, riding her horse, Valentine



From the left to the right: Katherine Shannon, 13, dressed as a vet, walking pygmy goat, Lucky; Megan Kitcko, 13, walking her dog, Sugar (dressed as Mrs. Claus); Rebekah Kasperson, 9, walking with her chicken; Michael Kasperson, 14, walking with his chicken; Allannah Byrne, 17, holding a chicken.



Rose Herrera, 15, dressed as a vet and walking a dressed-up pygmy goat



Terese Benz, 9, dressed as a vet, with her dog, Allie (dressed as a present)

- **Whale Watching Great Memories**  
Dee Keese, Palos Verdes Peninsula Club Leader

The Whale Watching Trip with our Marine Biology Project was a huge success. A record number of members, parents and friends came aboard to watch the numerous sightings of whales, porpoise, and sea lions. One whale came within 10 feet from the boat and proceeded to swim underneath the boat. Calm waters, warm temperatures made for a perfect day to Whale Watch. Here is a picture of our boat leaving the dock.



## COUNTY

- **Sallie DeYoung Elected as Teen Council State Representative**  
Dawn Fuller, 4-H Program Coordinator

Congratulations to **Sallie DeYoung** of the San Fernando Valley 4-H Club! She was elected as the South Section Teen Council State Representative to the State 4-H Council. Each section is given six voting representatives to vote on State 4-H Council items. The South Section allows the Teen Council to elect three youth representatives for this voting position. Sallie was elected as one of those voting representatives. LA County 4-H is proud to have Sallie represent us. Way to go Sallie!



- **Congratulations to Ru and Rachel!!!!**

Noel Keller, LA County Incentives and Recognition Committee Chair

Ten Senior members indicated an interest in entering their 2012-2013 4-H records in the state record book competition this year. Eight of those completed the required online record book course to be eligible to enter their records in the state competition. Two of those, Ru Ekanayake of Palos Verdes Peninsula 4-H Club and Rachel Kaspersen of Canyon Coyotes 4-H Club, completed their records and submitted them to the state competition.

The results are back and we are very pleased to announce that Ru was a CA 4-H State Record Book Medalist and Rachel was a Merit Award Recipient. Congratulations!

- **LA County 4-H Judging Day**

Dawn Fuller, 4-H Program Coordinator

LA County 4-H will be hosting its annual 4-H Judging Day Event on **Saturday, February 22, 2014**, at Mount San Antonio College in the General Agricultural Center on the East side of the college off of Temple (1100 N. Grand Avenue, Walnut, 91789).

**There will be large livestock to judge. Check-in is at 8:30 a.m. Please note: All vehicles must have a parking pass or be in a space with a parking meter. Parking passes can be purchased at Temple and Mt. Sac Way, Temple and Bonita Drive or at Pay Lot B for \$3.00. You must bring the exact amount as the ticket dispenser machines do not give change.**



For more information, contact Dee Keese at [swimdude64@earthlink.net](mailto:swimdude64@earthlink.net). Hope to see you there!

For new clubs or new club members, **PVP 4-H Club** will be hosting a Practice Judging Day Session following their club meeting on Wednesday, February 19, at 7 p.m., at the Rolling Hills City Hall (corner of Crenshaw and PV Dr. North). The address is 4045 PV Dr. North, Rolling Hills Estates, 90274. Please sign up in advance of the practice with club leader, Dee Keese, at [swimdude64@earthlink.net](mailto:swimdude64@earthlink.net).

**Greenleaf 4-H Club** has also invited you to attend a Practice Judging Day Session during their club meeting - in case you cannot attend the PVP meeting. On Tuesday, February 11, at 7 p.m., the session will be held at the Paramount High School-Senior Campus (in Mary's Home Ec Room), 14429 South Downey Avenue, Paramount, 90723. Please sign-up to attend with Marjorie Rodriguez at [kenward49@aol.com](mailto:kenward49@aol.com).

We need leaders and parents to volunteer in judging rooms the day of the event. In years past, we have been short room monitors and adults to tally points and correct judging cards. It would be great if every club had at least two representatives. To volunteer for Judging Day, please contact Dee Keese at [swimdude64@earthlink.net](mailto:swimdude64@earthlink.net).

- **LA County 4-H Event Pass Competition Drawing Entry**

Dawn Fuller, 4-H Program Coordinator



LA County 4-H events are an important and valuable component of participating fully in the 4-H Program – Livestock Symposium, Judging Day, Field Day, Food Faire and Pet Symposium are all fantastic opportunities for learning - while having fun. This year, there will be a special ***Event Pass Competition Drawing*** for 4-H events attended and this is how it will work...

There are three upcoming 4-H events that will be included in the competition and they are:

Saturday, January 25: Livestock Symposium (AV Fairgrounds)

Saturday, February 22: County Judging Day (Mt. Sac Ag Center)

Saturday, March 22: County Field Day & Fashion Revue (Mt. SAC)

Youth who would like to enter the ***Event Pass Giveaway*** must attend 2 out of 3 LA County 4-H events and fill-out the online **Event Pass** by the deadline of **March 28, 2014**, here:

<http://ucanr.edu/survey/survey.cfm?surveynumber=11787>

Any 2 of the events may be selected to attend - it's up to you! By filling-out out the **Event Pass** online, you are entering into the drawing for one of the **4 Tablets** and **gift cards** from local merchants! Please make note of what activities you participated in at each event, as you will be asked to answer a series of questions outlining what your experience was like, and what you learned by participating. Winners will be announced at the **LA County 4-H Leaders' Luncheon** on **Saturday, April 5, 2014**, at the Odyssey Restaurant in Granada Hills (15600 Odyssey Drive, Granada Hills 91344) from Noon to 3 p.m.

We hope to see you at all 3 events, and we can't wait to see who wins one of the wonderful Tablets we will be giving away! Good Luck!

- **Junior All-Stars**

Dee Keese, Junior All-Star Advisor/PVP Club Leader

I want to thank all of the Junior All-Stars that were able to attend today's luncheon and learn the History of 4H, Know your 4H Program, Getting Organized, Facilitating and Planning a Meeting, Dressing for Success, Interviews and Resumes, Getting Engaged in Community & World Citizenship and Dining Etiquette. The youth learned a lot but had fun while learning.



- **Leaders' Luncheon - Save the Date**

Dawn Fuller, 4-H Program Coordinator



Save the date! We are looking forward to our annual **Los Angeles County 4-H Leaders' Luncheon** on **Saturday, April 5, 2014**, at the Odyssey Restaurant in Granada Hills (15600 Odyssey Drive, Granada Hills 91344) from Noon to 3 p.m. Leaders are welcome to bring a guest. Please allow us to thank you with this special luncheon for all of your hard work! Invitations and email reminders will be forthcoming.

At the Leaders' Luncheon, there will be a "Pinning Ceremony" wherein adult leaders will receive a special acknowledgment for their years of service. It is important to us that honor you and your valuable service to Los Angeles County 4-H.

- **The Anatomy of a Speech**  
Dawn Fuller, 4-H Program Coordinator



With the quick approach of a favorite Los Angeles 4-H Event, Field Day (also known as “Presentation Day”), on Saturday, March 16, some of us are scrambling to not only figure out what to write a speech about, but HOW to write a good speech.

Public speaking is a skill that we learn and are able to polish in the 4-H Program. Most everything we do in 4-H involves an element of public speaking. When we hold an office for our club, we give reports during Community Club Meetings. When we participate in a project, we often report to our club about our current and upcoming activities. 4-H Judging Day provides an opportunity for presenting “oral reasons” to judges. Showing an animal at a fair often involves answering livestock questions. Representing 4-H in the community is another time when we use our public speaking abilities. Occasions for expanding our public speaking skills are boundless in the 4-H Program!

In every situation in life, whether it be at school, at work, or in interpersonal relationships, being a clear public speaker is an important skill to have. For Field Day, we work towards giving an exciting speech that both the presenter and the audience will be interested in, enjoy, and hopefully, take something useful away with them. All speeches have key elements that must be present. Here are some of the basics...

### **Choosing a Topic**

Choosing a topic for your speech is an essential part of the process. You should choose something that will be interesting to your audience, but mainly to YOU, as you will be the one giving the speech over and over again. Your enthusiasm for your chosen topic will come through in your speech and will excite those listening to it. You will be more apt to enjoy researching and writing a speech if it is about a topic that you are connected with.

Make a list of potential speech topics, and run them by your Mom and Dad or Community Club Leader. The topic should not only be fun, but appropriate for your age and for the speech competition you are entering. Your parents and club leader will be able to help guide you with this. It should be a singular topic rather than multiple (i.e. how to make a particular kind of bread, not how to make breads in general). Sometimes simple is best. It may seem silly or boring to do a speech on something you do every day, or about something that comes easy to you (i.e. working with your rabbit), but others may find it fascinating!

### **Introduction**

A speech should have a clear “**Introduction.**” An introduction should have what is often referred to as a “hook.” A “hook” is considered an opening statement or question for the audience that immediately pulls them in, makes them want to know more about your topic, and invites them to learn about the topic you are presenting. For Field Day, the introduction to a speech should be about three to four sentences long.

You can start your introduction with a question for the audience such as, “Have you ever wanted to know how to make a cake from scratch?” Your opening statement could be dramatic (within reason) such as, “Juliet, O Juliet, wherefore art thou Nigerian Goats?” Your opening could be the line from a poem, a quote



from someone famous, or a small passage from a work of literary genius.

You can also start by saying one key word, or a series of three words, and then providing a brief pause (For example: “Bees. Pollination. Farming” (pause)). You can start out with a small funny statement (within reason) such as, “Today I will be talking to you about dog training. This is my dog Sam, and he is a good example of why dogs need training.” You can also start with a shocking statistic (depending on your topic) (i.e. “Did you know that 1 out of every 5 dogs is abandoned in the County of Los Angeles? Shocking, but true.”)

After you make your initial statement, you will want to say your name, your age, and the club you are with.

The next statement should start with, “Today I will be talking to you about....” This statement will be a short bulleted list of the items you will be covering in your speech (if you have poster boards as a visual aid, these bullets should be listed on your poster). This statement should also include a brief reason why you chose to give a speech on this topic (i.e. “I have always wanted to know more about Chinchillas,” or “In my sewing project I wanted to know where ‘patterns’ came from...”).

After you finish with the aforementioned elements of an introduction, you will then move into the body of your speech.

### **Body**

The “**Body**” of a speech refers to the main part of your speech, where the information you wish to impart is encapsulated. Immediately following your Introduction Statement, you will begin. The body of your speech should be fairly concise (usually several paragraphs, or a page, depending on the length of the speech and what type of speech you are giving—check requirements), but at the same time, informational and somewhat exciting.

An example of the body of a speech would be if you were speaking about how to create your own fish tank, you would include what elements you would have to have to create it, why these elements are necessary, and what the result would be (healthy and happy fish in a natural environment that you, friends, and family can enjoy).

The body should be the “meat” of your speech. If you have visual aids, you may choose to show them now or demonstrate an element of what your speech is about. The body should include details or “how to” instructions (if you are doing a demonstration or telling your audience how to go about doing something). It should also include examples and details. It should be specific, and most of all, it should be fun! No one wants to listen to a speaker drone on and on about a topic even the speaker doesn’t care about! People remember speeches that are informational and are at the same time entertaining.

### **Conclusion**

A good speech should have a clear **Conclusion**. The conclusion should be approximately a paragraph long (like the introduction). It should be concise and clear. The conclusion should be so clear that it starts with a statement such as, “In conclusion...” In your Conclusion Statement, you will review the bullets from the introduction of your speech that you have covered (if you are using a poster board as a visual aid, these bullets should be listed under the title “Conclusion”).

A good conclusion should include a “call to action.” A “call to action” means you are asking your audience to do something with the information you have provided them during your speech. This could be anything from completing his/her own birdhouse to volunteering time at a local animal shelter. The “call to action” should sound something like, “After hearing my speech today, I hope that you will....”

Any research that you have done for your speech should be included in the conclusion. Just like writing research papers for school, always cite your sources!

## **Question-and-Answer-Period**

Immediately following your conclusion, you next will conduct a question-and-answer session which is completed in a very particular format. In an effort to conduct clear communication between yourself and the audience, you must always start and finish this way:

“Are there any questions?”

When an audience member says, “Yes, how did you or why did you...”

You will **always** repeat the question back to the audience member by saying, “The question was asked (then repeat the question they asked back to them).” This is a help to you as well. Sometimes the question may be long, and you may not remember all of the parts to it; that’s okay, just ask, “Can you please repeat the question?”

After each question asked say “Are there any other questions?” When it appears there are no further questions, you should say, “If there are no further questions, this concludes my speech. Thank you for coming!”

## **Visual Aids**

Many people are “visual learners.” This is to say, they actively learn when they are able to look at a physical example of what they are learning about. Poster boards are a great way to get your point across, impress your audience, and are fun to make and use during your speech. Here are some tips to remember when using poster boards:

- Make sure the poster boards are large enough to be seen at the back of the room (22” x 28”). They can be found at hobby stores, Staples, Office Depot, on-line or anywhere else you choose.
- White poster boards are best, as they show the writing and photos or other items you have displayed much better. Oversized poster boards are hard to use during a speech, and you may not find an easel to hold them up.
- Bring your own easel, and beforehand, practice putting it up, taking it down, and changing posters during your speech.
- Write neatly. If you are not able to write in large print neatly, use stencils with a ruler underneath your words.
- If you use pictures, make sure they are large.
- Posters should have a starting point and a finishing point. There should be a “Title Page” with the title of your speech, your name and your club name on the first poster. The next poster should be bullet-points about what you will be talking about. The body of the speech will follow. Don’t be too wordy in this section. Try to stick to multiple, one sentence statements on the same board. You don’t want to add so much information that the board isn’t pleasant to look at. Your final board should have a “Conclusion” title with the bullets from the introduction. You may point to items on your poster boards as you are in the process of giving your speech.

## **Power Point Presentations**

If you are using a Power Point Presentation during your speech instead of poster boards, make sure to follow the same rules as above (Title Page, Introduction, Body, Conclusion”). Make sure to bring everything with you that you will need (cord, projector, speakers if needed). Also, check with the person(s) in charge of

the event to find out if you can use a Power Point presentation, and if there are electrical outlets.

### **Foods and Animals**

If you are using food for part of your speech or are making a food item, make sure to store your food at the proper temperature if it requires heat or cooling (i.e. bring refrigerated items in a cooler, with ice or insulated bag). If you are cooking during a speech, make sure you have practiced cooking it before giving the speech (check that all equipment is working properly). Check with the room moderator on where the outlet is, and if it works. Be careful when cooking or with food preparation (especially in front of your audience). Bring a sample already made of what you are talking about or have made for the judges (including plates, cups, napkins and plastic silverware if necessary). Following your conclusion and question-and-answer period, you will say, "Now I have some....that I would like you to try. Thank you for coming!" Clean-up after your speech so that the next presenter will have a speaking area that is ready to go.

If you are bringing a live animal as a visual aid for your speech, make sure that he/she is clean and well-groomed, and also bring the items you will need to clean-up after it with you. Remember, animals, much like people, have good days and bad days, and should your animal not do what you want it to do, or acts differently than you had hoped—the judges understand this. You cannot control an animal who is in a different setting from what it is used to and may not do well in a group of people, or even indoors. Clean-up after your animal before leaving the room.

### **Other Visual Aids**

Other visual aids may be used--such as bringing an example for the audience to touch and feel (i.e. a woolen item you knitted, a rock from your science project, etc.). Visual aids that are to be handled are usually distributed to the first audience member in the first row during the middle of the body of your speech.

### **Voice and Eye Contact**

Sometimes you will be nervous when giving a speech in front of a group, so be very conscious of slowing down. Speak slowly, clearly, and loud enough for those audience members in the back of the room to hear you.

Eye contact during a speech is very important. Look up and all around the room at audience members (and judges) while giving your speech. Scan the room from time to time, and even smile a time or two; it will make the audience feel good, and you too!

### **Appearance**

Your appearance is very important when giving a speech. What this means is, your clothes should be neat and clean (and ironed if necessary). If you need a belt to hold up your pants, put one on! Tuck in your shirt. Dress for success. Boys, wear a tie if you have one! You should be wearing properly-fitted clothing (no over-sized clothing such as giant shirts or pants that hang down).

Good hygiene is important. Nails should be clean, hair combed (and even tied back if you feel like it). No extreme make-up or jewelry should be worn. The audience is meant to listen to you, learn from you, and not notice your new glittery eye shadow or nose piercing.

### **Some Extra Tips**

- Memorize your speech. Make brief note cards of your main points to keep with you during your speech. There is nothing worse than a speech that is being read directly off of a piece of paper. It means that you didn't prepare beforehand, or that you don't care if the audience is bored!
- It is inevitable that you will make a mistake. Keep moving! If you make a mistake of any kind, just continue with what you were meant to do next. Many times, no one will even notice! Try not to start

laughing and joking around when this happens.

- Be likeable! You already are likeable, and this should come out during your speech. You have a unique personality that should shine through in both your writing and your actual presentation. Be yourself!
- Keep joking and silliness to a minimum. A carefully placed joke here or there in your speech is great; it puts your audience at ease and gives your speech a “fun” feel to it. Try not to go overboard with saying too many jokes, or partaking in all-around silliness.
- Do not address the judges privately before or after giving your speech.
- Moms, Dads, Grandmas and Grandpas: Do not coach your youth member while they are giving a speech. They will do a great job, and, if they forget anything, they will eventually remember it (or not) and it is okay!
- Don’t fidget during your speech. Keep your hands at your sides and try not to touch your hair, face, or any visual aids unless it is time to do so. Audience members are easily distracted by your movements at the front of the room as you are the main event!
- When giving a “Team Speech,” make sure to provide equal time to both speakers. Try not to start laughing if something goes awry. Work together to give a good presentation and you will be successful.
- Timing of a speech is very important. Many times you will be marked down during a speech if it is too short, or too long. Make note of the time requirements, and absolutely stick to them. When practicing, use a timer and make sure to adjust your speaking if you are speeding up, or going too slow.
- Practice! Practice! Practice! Get anyone you can to listen to your speech. Work on memorizing, timing and using visual aids as many times as you can before giving your speech. The only way to get it right is to practice enough times so that you are calm, cool and collected during your speech, and it will be a lot more fun that way, for you, and your audience.
- Watch some famous speeches on-line. See how the master’s do it! Contact your local Toastmaster’s Club and ask for any hand-outs or tips they may have for public speaking. Participate with your speech in *several* competitions (at school, Toastmaster’s Competition and 4-H Field Day!)

The **Los Angeles County Field Day Competition** will take place on **Saturday, March 16, 2013**, at Mt. San Antonio College (Mt. SAC, College Bldg 28A, 1100 N. Grand Ave., Walnut, 91786). For more information on this event, contact Noel Keller at [nkeller91711@gmail.com](mailto:nkeller91711@gmail.com) or Dawn Fuller at [dafuller@ucanr.edu](mailto:dafuller@ucanr.edu). We hope to see all of you there, and we know you will be terrific!

There will be a **Presentation Workshop** for youth to practice their speeches and receive feedback (date and location still being determined). This is a wonderful opportunity to “fine-tune” your speech and move towards doing your very best at Field Day! To sign-up or find out more information, contact Dawn at [dafuller@ucanr.edu](mailto:dafuller@ucanr.edu).

***“Be sincere; be brief; be seated.” ~ Franklin D. Roosevelt, on speechmaking (1882-1945, 32nd President of the United States)***

<http://www.toastmasters.org/>

<http://www.optimist.org/e/member/scholarships4.cfm>


<http://www.youtube.com/watch?v=Jv96J1yZEpM&feature=related>

- **Happy Birthday John, Dear!**  
Dawn Fuller, 4-H Program Coordinator



**JOHN DEERE**

Some things are just American: Jazz, the Cotton Gin, blue jeans, baseball, roller skates, pick-up trucks, Rock and Roll, slam-dunks, Coca-Cola, hot dogs, apple pie, the Statue of Liberty, square dancing, rodeos, cowboys, 4-H and John Deere. February is the month of presidents, groundhogs, celebrating Black History, and of course, the month of love. This month, we also celebrate an agriculture pioneer most of us are familiar with - John Deere. You may not know much about the man, but more than likely, when you hear the name, a tractor comes to mind, or a logo with a green square and a leaping deer in the middle of it. Most probably don't know that John Deere was at times a blacksmith, a debtor, a father of five, a Santa Barbara snowbird and an abolitionist!




On February 7, 1804, John Deere was born in Rutland, Vermont. Sarah Deere, John's mother, raised her enterprising and creative son and his five siblings on her own-- with John's father having been lost at sea early on. Poverty was part of John's every day reality, and this brought him to work as a very young tanner in Middlebury, Vermont. At the age of seventeen, John left home to become an apprentice blacksmith for room and board, and \$30 a year. Captain Benjamin Lawrence trained John in all the ways of the blacksmith, and although very tough on John at times, acted as a second father.

In 1827, John married Demarius Lamb, and so began a spiral of unfortunate events for the first part of their marriage. Blacksmithing was a competitive field in Middlebury, and although John successfully struggled to open two shops, both were sadly burned to the ground. During the "Panic of 1837" (national banking crisis), John and Demarius had four young mouths to feed, and times were tough. John was broke. Local men were after him for unpaid debts and threatening to throw him into the dreaded local "Debtor's Prison." John struggled with what to do. Many men in the town decided to head west to Illinois to try to make a living in farming. Fearing a life spent behind bars, John made his way to Grand Detour, Illinois, with \$73 dollars to his name. He quickly set-up a blacksmith shop, went home, packed up the four kids and a newly pregnant Demarius, for a long six-week journey back to Illinois.




John came in contact with many farmers struggling to plow the uncooperative Illinois soil. In response to their troubles, in 1837 he created the first self-polish steel plow using an old saw blade, and he was off and running! His skilled plow production began, but was slow moving. John much preferred the strength of the imported English steel (which took weeks to arrive), and was obsessed with the quality of his products. Quality was paramount to John, and to this day, his agricultural implements remain at the highest of standards. Many a disagreement was had between John and his partners, as he insisted that if they didn't pour over every minute detail, other businesses would out-do them.

***"I will never put my name on a product that does not have in it the best that is in me." – John Deere***



Within a few years, John was transporting over 1,600 plows a year all over the United States, and became notorious for his finely crafted, superior and wildly popular agricultural implements.



In 1858, John handed over the business reigns to his son, Charles, and began to pursue political interests with the Whig Party. John was an outspoken abolitionist during the Civil War and made his opinions on equality known far and wide. During this time, John also helped to found the First National Bank, raised Jersey cattle & Berkshire hogs, became the mayor of Moline, helped pass a liquor license ordinance, and after Demarius passed, became the husband of her very own unmarried sister, Lucenia! In their down time, Lucenia and John traveled several times a year to Santa Barbara to escape the at times harsh Illinois weather, and were big fans of the west coast. John passed away in 1886 at the age of 82.

Today, John Deere products can be found all over the world, not only specializing in agricultural implements, but also providing useful and necessary tools that can be used in forestry, commercial, construction, golf and residential settings as well. Farmers now not only plow their fields with John Deere inspired instruments, but thankfully, use Deere tools to plant & seed, irrigate, harvest grain, cotton & sugar, bale hay, and why, even mow their front lawns! The **John Deere Golf Classic** is now one of the **Professional Golfer's Association's** premiere events, and in Illinois, you will find the **Tournament Players Competition (TPC) Deere Run**, a golf course so named in his honor. In Germany, you will find a John Deere museum, and in India, Argentina, Canada, Australia, Brazil, China, Finland, Greece, France, Germany, Russia, Switzerland, Ireland and the United Kingdom, you will find dedicated John Deere staff working to improve farming for locals and assisting in important ways to provide food for the world.

John Deere is credited for opening the "West to agricultural development." Living in California, we still reap the benefits of fresh fruits and vegetables on our daily dinner tables, and have him to thank, in part, for his innovation and quality-minded work in the field of agriculture. His good name still stands for quality, integrity, precision, good farming practices, and community. So this month, whether we are farming acres of land or just back-yard gardeners, we say "Happy Birthday, John Deere!"



- **VERY IMPORTANT - Record Book Manual 2011-2013 and Forms**

Noel Keller, LA County Incentives and Recognition Committee Chair

Record Book Manual 2012-2013 is the only record manual and forms that should be used this year. It is available on the state 4-H website and on our county website under APPLICATIONS. The online record book system uses the forms from this 2011-2013 manual. DO NOT USE ANY OLD OR PRIOR FORMS. If you have questions contact a member of the county I&R Committee or Noel Keller ([nkeller91711@gmail.com](mailto:nkeller91711@gmail.com)).

- **2013-2014 County Record Book ID Form & Information available now**

Noel Keller, LA County Incentives and Recognition Committee Chair

The forms and information for the 2014 LA County Record Book Competition are now available on the county 4-H website under [APPLICATIONS](#). We have not been informed by the state about any changes for this year. We are assuming that on-line recordkeeping will be the same as last year. For the county competition the 4-H forms will need to be printed out and submitted as hard copy. The LA County Awards Program will be held Saturday, October 11th after the county 4-H Pet Symposium.

- **2013-2014 Officer Book ID Form and Information available now**

Noel Keller, LA County Incentives and Recognition Committee Chair

The forms and information for the 2014 Officer Book Recognition program are now available on the county 4-H website under [APPLICATIONS](#). All club and Hi-4H officers are encouraged to prepare their officer records for award consideration after the end of the program year. Officers should start working on this now. Officers are encouraged to make their office the best it can be and try for a Gold medal. The evaluation of the officer records is done with the Danish system of judging so all officers have a chance to earn a Gold medal for their officer work.

- **Be the Judge – February 22, 2014 – County Judging Day at Mt. SAC**

Noel Keller, LA County Incentives and Recognition Committee Chair

Are you ready to BE THE JUDGE? This year LA County 4-H Judging Day will be held at the Mount San Antonio College on Saturday, February 22. **NOTE THE LOCATION.** A fun day is being planned by the SSG district. There will be animals for judging. See the county website under [EVENTS AND ACTIVITIES](#) for more information.

- **4-H State Ambassador Applications due February 25**

Noel Keller, LA County Incentives and Recognition Committee Chair

The California 4-H State Ambassador Program is a working honor that provides 4-H members expanded opportunities to serve the University of California 4-H Youth Development Program. The 4-H State Ambassador position is one of the highest service opportunities and recognition attainable in the University of California 4-H Youth Development Program. 4-H State Ambassadors are youth who have excelled in the areas of leadership and community service. They are selected to serve the 4-H Youth Development Program in roles that promote leadership through education and service. 4-H State Ambassador advisors are adult volunteers who are experienced in working with older youth in a youth-adult partnership atmosphere.

See: <http://4h.ucanr.edu/Projects/Leadership/SA/> for more information and an application.

- **LA County 4-H ALL-STAR Applications due MARCH 4**

Noel Keller, LA County Incentives and Recognition Committee Chair

LA County 4-H All-Star is the highest county rank a member can earn. The applications for 2014-15 LA County 4-H All-Star are **due Tuesday, March 4, 2014**. The application form and information are now available on the county 4-H website under [APPLICATIONS](#). The announcement of the new 2014-15 LA County 4-H All-Stars will be made at County Field Day and Fashion Revue on March 22.



- **Friends of 4-H Nominations from Districts**

Noel Keller, LA County Incentives and Recognition Committee Chair

Each program year the County Council considers honoring an individual and/or organizations that have been particularly helpful to the LA County 4-H program. Each district is encouraged to submit names for a Friend of 4-H award to the County council at its next meeting on March 1. Up to five such awards can be made for a year by the county council.

- **LA County 4-H Leaders' Council Meeting – March 1**

Noel Keller, LA County Incentives and Recognition Committee Chair

The next meeting of the LA County 4-H Leaders' Council will be on Saturday, March 1. 4-H volunteers and senior members are invited and encouraged to attend. We will be discussing plans for the 2014-2015 program year. Districts are asked to bring Friends of 4-H nominations, their district dates for 2014-2015, their nominations for 2014-2015 county council offices and their suggestions for a great 2014-2015 LA County 4-H year. Watch for announcements for the location of this meeting.

- **County Fashion Revue – March 22, 2014**

Noel Keller, LA County Incentives and Recognition Committee Chair

The LA County 4-H Fashion Revue is held in combination with County Field Day on Saturday, March 22 at Mt. SAC. Members have the opportunity to model the garments they have made or purchased and to present themselves at their best in personal grooming, posture, modeling, and accessorizing their garment. The day is one of learning, as well as competing. Instruction will be given, especially to the Beginners, on how to model. All entrants will receive written, constructive comments on their outfits. Members must be enrolled in the clothing or fashion revue projects. Garments must not have been shown in a previous Fashion Revue and must have been completed in this 4-H project year. More information about this event will soon be up on the county website under [EVENTS AND ACTIVITIES](#).

- **District Representation on the County Incentives and Recognition Committee**

Noel Keller, Incentives and Recognition Committee Chair

All districts should have two elected representatives on the county Incentives and Recognition Committee. If possible, the representatives should be from different clubs in the district. The current county I&R Committee members are Noel Keller and Judylynn Pelling from NSG, Peter Michel from SSG and Carrie DeYoung from SFV. There are no representatives from AV. The next scheduled I & R committee meeting will be on Tuesday, February 25 at 7:30pm at Good Shepherd Lutheran Church in Los Angeles. Call your I & R district representatives with your I & R comments, suggestions and concerns.

- **Making the Best Better in 4-H**

Noel Keller, LA County Incentives and Recognition Committee Chair

The state Future Task Force committee is requesting suggestions for making the California 4-H program even better. What do you really like about 4-H? What could make our 4-H program better? What needs to be improved and how to do it? Submit your comments and suggestions on a survey at <https://ucanr.edu/survey/survey.cfm?surveynumber+11848%20>  
We need to hear from everyone – adults and youth, leaders and members.  
Be a part of shaping the California 4-H program for the next 100 years.

- **2014 Teen Involvement Conference Evaluation**

Noel Keller, LA County Incentives and Recognition Committee Chair

The 2014 Teen Involvement Conference: To Leadership and Beyond! was a great success. For the first time in almost a decade, we have had delegations from every single county in the south section with a total of 80 delegates in attendance. The largest delegation in over 8 years. The new teen council officers are already hard at work planning TIC 2015. The teen council needs everyone's input who attended this year's conference to make improvements towards the better for TIC 2015! For access to the online evaluation form, the afterglow, and photographs from TIC 2014, please go to [http://4h.ucanr.edu/Resources/Volunteers/Councils/Sectional/South/Teen\\_Involvement\\_Conference/](http://4h.ucanr.edu/Resources/Volunteers/Councils/Sectional/South/Teen_Involvement_Conference/). Your input is greatly appreciated!

- **California 4-H Uniform Contest**

**Proposals due April 18, 2014, 9pm.**

**If you've always complained about the uniform, now is your chance to have a voice in changing it!**

In response to 4-H members' and volunteers' input and desire to explore options for a new uniform, the State 4-H Incentives and Recognition Advisory Committee is facilitating the process to adopt a new uniform. It is important to all that the new uniform maintains 4-H tradition but is an updated, comfortable, and easy uniform for today's youth. The new uniform should make 4-Hers recognizable. The new uniform must continue to allow 4-Hers to exhibit their recognition pins and emblems. The uniform must meet the needs of certain projects. For instance, certain animal projects require boots, long pants, and/or long sleeves. Uniforms should also be affordable for all members.

The policy on 4-H attire will remain the same and states that, "There is no uniform requirement in the 4-H YDP and a uniform cannot be required for participation in any 4-H YDP sponsored activity, event, meeting or occasion. 4-H YDP staff will inform other sponsoring organizations that the 4-H YDP does not require uniforms."

#### **4-H Uniform Contest Rules**

1. Currently enrolled 4-H members may enter the contest.
2. Proposals are due by **April 18, 2014, 9 pm.**
3. Multiple entries from one member are allowed.
4. Submissions will be evaluated by an ad hoc sub committee appointed by the State 4-H Incentives and Recognition Advisory (I & R) Committee. This committee will be comprised of three youth members, one adult volunteer and one staff member. The ad hoc group will make recommendations to the I & R Committee who will then prepare multiple uniform options for voting by all registered members and adults.
5. You do not need to be present at State Field Day for your uniform idea to be selected.
6. The evaluation committee and the I & R Committee reserve the right to take features of one uniform submission and combine it with features from another submission.

Members will be recognized for their selected and winning contributions in the Updates Newsletter, on the State 4-H Website and through our social media networking platforms.

#### **How to Enter**

1. Submit your proposal electronically by **9 pm, April 18, 2014.** A proposal must include a written description of the proposed uniform and may also include sketches and/or photos of the proposed uniform that can be uploaded onto the contest survey site. Submit your proposal here: <http://ucanr.edu/survey/survey.cfm?surveynumber=12195>
2. Submissions will be evaluated using the following criteria:
  - **Affordability and Availability.** Uniforms have to be affordable to all members. The uniform pieces must be generally available or easily produced.
  - **Serviceability and Comfortableness.** Uniforms need to be comfortable and functional for all 4-H activities, from showing livestock to giving presentations.

- **Adaptability.** Uniforms should be adaptable for weather and project needs. For instance, there could be long and short sleeve options. There could be different options for younger members (e.g., green hat) and older members (e.g., no hat, but need something else that displays pins and emblems).
- **Professional Appearance.** Uniforms should be easily recognizable and easy to keep clean.
- **Ability to Exhibit Recognition/Awards.** Uniforms should allow for the display of pins, emblems, etc.
- **Traditionalism.** Uniforms should incorporate the 4-H colors and the 4-H emblem. The 4-H colors are white, to symbolize purity, and green, to represent growth. The 4-H emblem is the green clover with four white Hs.

### **Voting Process:**

1. Voting will begin at State Field Day, May 31, 2014 and will end on June 15, 2014 at 9 pm.
2. Photos or sketches of the uniform options will be displayed at State Field Day and also posted on the State 4-H Website on May 31, 2014.
3. Voting will be by survey in the 4-H Online Record Book (ORB). This will ensure that there is only one vote by registered youth member or adult volunteer.
4. At State Field Day, you can vote by going to the computer lab to log into your ORB page. It will be important for you to know your log-in and password to ORB. If you do not know this information, please follow the instructions on the ORB Login Help reference: <http://4h.ucanr.edu/files/121045.pdf>. If you still need assistance, contact your county UCCE office for support.
5. If you will not be attending State Field Day, you can still vote by log-in to your ORB page from any computer, until June 15 at 9 pm.
6. If you also take your ORB surveys in the computer lab, you will receive a \$10 gift card for completing your surveys that day. (All other ORB survey incentives still apply).

- **State Fashion Revue – May 31, 2014**

Noel Keller, South Section 4-H Leaders' Council President

The State Fashion Revue will be held on Saturday, May 31, 2014 in Davis. Note that this year the event will not be held on the Memorial Day weekend. Information about this event with its categories and clothing challenges is available on the State 4-H website. The State Fashion Revue will be held again with the State Field Day.

- **State Leadership Conference – August 14-17, 2014**

Noel Keller, LA County Incentives and Recognition Committee Chair

The SLC 2014 will be held at UC Santa Cruz on August 14-17. "Raiders of the Lost Leadership" is the theme. This 4-H State Leadership Conference brings together high school youth from across California in a four-day leadership training, networking and learning experience. The conference is held at a UC campus and the participants stay in the college dorms. Mark your calendar now for this exciting event.

- **District Responsibilities for County Events**

Noel Keller, LA County Incentives and Recognition Committee Chair

According to our district rotation chart and our county calendar, districts should be planning county events this year as follows:

County Judging Day – Saturday, Feb. 22 – SSG

County Field Day – Saturday, March 22 – NSG

Leaders' Appreciation event with the county office – Saturday, April 5 – SFV

Lunches for county record book judging – Sept. 20 and Sept. 27, 2014 – AV

- **Emerald Star Program**

Noel Keller, LA County Incentives & Recognition Committee Chair

The Emerald Star program offers an advanced leadership opportunity to 4-H members. Look for more information on the county website. An Emerald Star project can be started at any time during the program year and can extend into the next year. For more information go to the [Los Angeles County, Cooperative Extension's website](#). For more Emerald Star Program information, call the 4-H office at (626) 586-1972.

- **Dates To Remember in**

**February:**

- 1st- Monte Farmers Fair
- 5th- NSG District mtg.
- 7th- 2<sup>nd</sup> AV 4-H Horse Bowl Quiz
- 8th- Competition Shoot #2
- 14th- Valentine's Day
- 17th- Presidents Day
- 20th- SSG District mtg.  
SGV Fair mtg.
- 22nd- County Judging Day
- 24th- AV District mtg.
- 26th- Incentives & Recognition mtg.

## STATE

### FUNDING UPDATES

- **Opal Apple Youth Make a Difference Initiative Grants**

**Deadline: February 28**

The Opal® Apple Youth Make a Difference Initiative will award \$75,000 in funding to youth-based initiatives serving their communities in the U.S. and Canada, where youth, ages 6 - 25, take leadership roles in addressing one or more of the issues of food security, nutrition, agriculture, or food politics and education. Grants will be awarded in the range of \$5,000 - \$20,000. More info: <http://bit.ly/1iWVayx>

- **The Spring 2014 Paper Clover Promotion dates have changed:**

**Date: April 23-May 4.**

Be sure to mark your calendar and begin planning how your club will get involved in-store at your local Tractor Supply Company during the promotion. Try displaying your record books or setting up a petting zoo! If you'd like to get involved with fundraising at TSC before the Spring - [check out their Love Your Pet event](#).

*Please note: University policy requires an Advisor or County Director to submit all grant applications and fulfill the requirements of UC ANR Contracts & Grants. If you plan to apply for any of the following opportunities, please notify the California 4-H Foundation ([aleeland@ucanr.edu](mailto:aleeland@ucanr.edu)) who will review your application prior to submission to ensure that it is as strong as possible.*

## SCHOLARSHIPS & AWARDS

- **2014 4-H Honey Bee Essay Contest**

**Deadline: February 15**

Each year the Foundation sponsors an essay writing contest for active (fees paid) members of 4-H clubs across the country. There are cash prizes for the national winners: 1st Place - \$750.00; 2nd Place - \$500.00; 3rd Place - \$250.00. National and state winners receive a book about honey bees, beekeeping, or honey. All essays must be submitted electronically to Eric Mussen, [ecmussen@ucdavis.edu](mailto:ecmussen@ucdavis.edu), and are due on or before February 15, 2014. More info and rules: <http://4h.ucanr.edu/files/176473.pdf>

- **Everyday Young Hero Award**

**Deadline: Rolling**

The Everyday Young Hero program highlights one outstanding youth a week that is making extraordinary contributions and commitments to service. Nominations must come from a parent, teacher, or other adult mentor. The Everyday Young Hero award is open to those between the ages of 5-25. Winners receive an announcement in Youth Service America's (YSA) weekly National Serving e-Briefing, a certificate and letter from YSA's President and CEO, a customized press release, and publicity on the YSA's website, Twitter and Facebook accounts. More info: [www.YSA.org/awards/hero](http://www.YSA.org/awards/hero)

## DATES & DEADLINES

- **2014 California Camping Conference**

**March 21 – 23, 2014 – Early Registration Due February 1<sup>st</sup>**

Boulder Creek, CA

The California Camping Conference inspires ideas and innovation and helps camp administrators create fun, safe, and rich learning experiences for both campers and camp staff. Sponsored by the University of California 4-H Youth Development Program, the weekend offers staff, volunteers, and youth opportunities to develop their capacity as leaders in their local camp programs.

You will...

- Add new, fun, educational activities to your program
- Better understand how to work with campers, teen staff, and adult volunteers
- Learn how to market and recruit campers and teen staff
- Network with others who share your passion for camp
- Come away with practical tools to increase the safety, fun and growth for campers, and staff

Conference workshops include:

- Understanding and dealing with difficult behaviors
- New science, engineering and technology (SET) activities for camp: shelter building, first aid and safety, creating cookouts, and overnight adventures
- Working with chaperones and other adult volunteers
- Project Learning Tree and more “green” ideas
- Our campers Thrive activities
- Important steps for camp health and safety compliance
- Archery certification
- And more!

**Registration fee by February 1st is \$140 per person (\$150 by March 7th)** and includes meals, lodging, and all conference materials. The conference begins at 7:00 p.m. Friday, ending just before lunch on Sunday. Suggested participants include camp directors, youth leadership team, camp volunteers, and 4-H staff members. Archery Certification is an additional \$35 and the 12-hour course and precludes other workshop sessions. For a copy of the brochure or to register online, visit:

<http://4h.ucanr.edu/Programs/Camps/Conference/>

#### **FOLLOW US ON FACEBOOK & TWITTER!**

[www.facebook.com/CA4HCamping](http://www.facebook.com/CA4HCamping)

[www.twitter.com/CA4HCamping](http://www.twitter.com/CA4HCamping)

- **World Ag Expo**

**Feb 12, 2014**

UCCE is celebrating 100 years this year!

4-H is joining the party and hosting an interactive display with UCCE at the World Ag Expo **on Feb 12th from 9am-5:00pm**. The Smoothie bike will be in tow along with other interactive activities. If you would like to participate or give a presentation or demonstration contact Sarah Watkins, [spwatkins@ucanr.edu](mailto:spwatkins@ucanr.edu).

- **Save the Date: 37<sup>th</sup> Annual Agricultural and Environmental Sciences Field Day**

This year's event will take place on **March 7<sup>th</sup> and 8<sup>th</sup>**. 4-H can participate in all 24 different contests!

Registration must be completed online at: <http://calaged.csuchico.edu/registration/>.

After you register, we request that you submit a printed copy of your online registration along with your payment. Checks should be made payable to "UC Regents" and mailed to:

*Attn: Courtney Rhodes*

*College of Agricultural & Environmental Sciences*

*One Shields Avenue*

*Davis, CA 95616*

#### **Deadlines:**

- *February 7:* Agriscience Fair and Job Interview materials due and online Registration closed
- *February 14:* Payments must be postmarked – A \$25 late fee for payments postmarked after this date will be enforced.

Please register as soon as possible to ensure space for your teams. For more information contact:

[fieldday@caes.ucdavis.edu](mailto:fieldday@caes.ucdavis.edu), or visit: <http://caes.ucdavis.edu/fieldday>

- **30<sup>th</sup> Annual California State 4-H Shooting Match Entry Information**

It's time to sharpen up your shooting skills and start preparing for the 30th Annual State 4-H Shooting Sports Match, sponsored by the Siskiyou County 4-H Council. Entries for the State 4-H Shooting Sports Match, must be postmarked by **March 10, 2014**. See information for rules and registration below:

[2014 Shooting Sports Certification-SOP](#)

[2014 Shooting Match Registration](#)

[2014 Shooting Sports Cover Letter](#)

- **4-H Shooting Sports Workshop – Rifle Discipline**  
**Saturday, March 15, 2014 – 8:00 a.m. – 4:00 p.m.**  
**Sunday, March 16, 2014 – 8:00 a.m. – 12:00 p.m.**  
**Auburn, CA**

A 4-H shooting sports workshop for the rifle discipline will be held near Auburn, CA, official location TBD. Participants must attend both days of training to receive certification. Upon successful completion of the course, the participant will be certified as a volunteer and can lead a rifle project at the club level. The cost for this course is \$30.00 to cover the instruction binder that each participant will receive as well as lunch on Saturday. Teen leaders are invited but must attend with an adult. Participants should bring their own eye and ear protection. To register for the course or receive more information, contact Eric Vander Linden at [evl@cebridge.net](mailto:evl@cebridge.net) or 916 257-4796 (This course is not open to 4-H adult volunteers from Santa Cruz County). Please fill out and bring the documents listed below. The training request form will need to be signed by your county staff prior to participating in the training.

**Documents:**

- <http://4h.ucanr.edu/files/2123.pdf>
- <http://4h.ucanr.edu/files/4758.pdf>
- <http://4h.ucanr.edu/files/4726.pdf>

**Registration is due Friday, February 22nd and space is limited.**

- **Save the Date: 2014 Ag Day**  
 We will be celebrating on the Capitol lawn on **Wednesday, March 19th, 2014!**  
 More information about participating contact Sarah Watkins, [spwatkins@ucanr.edu](mailto:spwatkins@ucanr.edu).
- **Western Region Leaders' Forum**  
**March 27-30 at the Crowne Plaza** located in downtown **Billings, MT.**

Join Montana 4-H as they welcome the Western Region Leaders' Forum to Billings in March 2014. Agents, staff, and volunteers are hard at work planning a conference that will help you to “Discover the Past. Present. Possibilities of 4-H”. Participants will enjoy a first class conference facility and hotel accommodations, national speakers, local entertainment, and over 60 informational workshops. WRLF is an exciting time to network with peers from across the region sharing ideas and building relationships to carry 4-H into the future.

More info: <http://4h.ucanr.edu/files/175016.pdf>

**Registration is now open!** <http://wrlf2014.com/registration>

- **American Youth Leadership Program for the Western Region**  
 Talofa! The American Youth Leadership Program (AYLP) provides an opportunity for youth and adult participants to travel to Samoa, learn about Samoan history, culture, traditions, and ways of life by staying with a host family during the three week program mid-December, 2014 to early January 2015. American and Samoan host siblings will also study cultural issues in the U.S. and Samoa around obesity and diabetes, marketing, and access to food.

**Applications are due April 1<sup>st</sup>.** See more detailed information in the documents below:

[Promotional Article](#)  
[Samoa Brochure](#)

- **Hosting a Qualifying show?**

Register your show here: <http://ucanr.edu/qualifying-shows> for it to be considered a qualifying show for the 2014 California Horse Classic.

**Criteria for a Qualifying Show:**

- Show verified by county
- Up to 3 shows per county
- Each horse show must be registered
- The Horse Show must offer the same classes that are offered at the State 4-H Classic (they may offer more if they choose too)
- Show must be before June 3rd, 2014
- Management of each show is required to send show results to Sarah Watkins at the State 4-H Office. Results can be sent via email to [spwatkins@ucanr.edu](mailto:spwatkins@ucanr.edu).

- **Looking for a Qualifying Horse show for the 2014 California 4-H Horse Classic?**

Visit [http://4h.ucanr.edu/Programs/Events/Horse\\_Classic/Equine\\_Qualifier\\_Events/](http://4h.ucanr.edu/Programs/Events/Horse_Classic/Equine_Qualifier_Events/) to find a Horse Show near you!

- **Save the Date - State Field Day**

**May 31, 2014**

8:00am-6:00pm

UC Davis Campus-Wellman Hall

**Participation opportunities:**

MyPlate Challenge- <http://ucanr.edu/myplate>

**New this year: 4-H Engineering and Technology Showcase**

Have a 4-H Engineering or Technology project you will like to showcase or demonstrate? Apply here [http://ucanr.edu/exhibit/display\\_application](http://ucanr.edu/exhibit/display_application)! Funding for supplies, materials or handouts is available, contact Steven Worker for more information, [sworker@ucanr.edu](mailto:sworker@ucanr.edu). Find more information here: <http://ucanr.edu/4hstatefieldday>.



- **2014 State Fashion Revue**

**May 31, 2014**

**Theme:** California Grown, California Sewn

The **State Fashion Revue** committee is hard at work planning our event for State Field Day on **May 31st**. It is time once again for us to seek volunteers to be judges and room monitors. Parents are welcome, however, not in the room of their own child/children. Past judges have stated how much they thoroughly enjoyed the experience. State Fashion Revue judges are adults who have an interest in fashion, current fashion trends, arts and crafts techniques, consumerism, and garment construction. Room Monitors are willing adults who will help with logistics in the judging rooms. We also need judges for the presentations that will take place in Olson Hall by members who are entered in both State Fashion Revue and State Presentation Day. These adults must have previous experience in judging presentations at the county or sectional level. Counties are responsible for providing a minimum of 1 judge for every 5 entries into State Fashion Revue. To register to be a judge or room monitor, complete the online survey at <http://ucanr.edu/sfr2014judges>. If you have any questions regarding judges or would like more information about these rewarding jobs, please contact Sue Moore, SFR Registrar, at [2moores@mlode.com](mailto:2moores@mlode.com) or call 209.743.2020.

The SFR Committee has been answering questions about the new Upcycled category. This is not an alteration. It is taking one or more existing garments, deconstructing them, possibly adding other fabrics or materials, and ending up with a different garment. It is not a dress changed into a different dress. But it could be pants and a shirt changed into a dress. For more details about SFR, see the website at <http://www.ca4h.org/Programs/Events/SFD/SFR/> Don't forget to check out this year's service projects!



- **Save the Date: 2014 State Fair 4-H Throwdown**

July 22<sup>nd</sup> and 24<sup>th</sup>, three teams compete each round with a secret ingredient in each round! A panel of judges, yet to be named, will judge the 3 course creations!

Registration opens in March!

The daily schedule: Round One: 11am-1pm, Round Two: 1:30pm-3pm, Champion Round: 3:30pm-5pm

Start prepping now for the State Fair 4-H Throwdown!

- **State 4-H Leaders Forum 2014**

**The WoW Factor; the way you see California 4-H in 2014!!**

Experience California 4-H in 2014 in many ways, in both traditional events and in special programs. All of these activities will culminate in the State 4-H Leaders' Forum, **Nov. 7 - 9, 2014** at the Crowne Plaza in Sacramento. As part of the theme "101 Ways 4-H Thrives", the SLF committee is searching for innovative projects, service learning, healthy living, partnerships, and leadership mythology workshops.

If you have innovative displays from your 4-H experience which you are willing to share with others we would like to hear from you, too. There is room for several displays to document the progression of innovative ideas to move 4-H into the next 100 years.

Please share your "spark" to innovatively find, "101 Way's 4-H Thrives!"

Please contact Cindy Dixon at: [cin\\_mom@sbcglobal.net](mailto:cin_mom@sbcglobal.net), or (530) 209-1576, for more information or to register your display.

We are taking suggestions, applications for educational workshops. Please contact Sandy Cohen [sandybear74@hotmail.com](mailto:sandybear74@hotmail.com). Stay tuned for more updates!

## PROGRAM UPDATES

- **iThrive Leadership Project Curriculum has a SET Focus for the 2013-14 Program Year**

Are you looking for ways to continue to develop 4-H members ages 12 and up in effective leadership skills? iThrive takes the principles of positive youth development and organizes them in a fun and engaging way to develop the leadership skills of our 4-H youth. Each module of this year's curriculum links one or more scientific and engineering practices to a Thrive concept. These eight essential practices are those used every day by scientists and engineers in their work.

The accompanying iChampion Adult Volunteer Leader Guide provides an easy to follow resource to make project leaders successful in using this curriculum. Using the experiential learning cycle, iThrive provides opportunities for youth to realize their true and full potential and shows them how they can help their peers do the same. The curriculum is free and available to any project leader of a leadership project. To find out more about Thrive, check out the state website at <http://4h.ucanr.edu/About/Thrive/>. **If you are interested in bringing Thrive into your leadership project for the 2013-2014 program year, contact your county office to find out how you can get started.**

- **4-H Online Record Book (ORB) Opportunities**

Have you checked out the 4-H Online Record Book lately? Did you know that there are over 6000 users across the state using ORB to complete their record books? Did you know that 4-H members in EVERY county are using ORB? To find out what is fact and what is fiction about ORB, check out the ORB MythBusters on our website at <http://4h.ucanr.edu/files/176241.pdf>

- **ORB Internet Café**

The ORB Internet Café is provided to give staff and volunteers both individualized and group instruction on using California 4-H's Online Record Book System. The café is designed as a 3-hour workshop that combines presentation, hands-on practice, and group discussion. Participants will need to bring a laptop or tablet with them to the café. The following topics will be covered:\*

- Overview of the Features & Functions in the Online Record Book (Record Book, Social Media, Evaluation)
- Navigating the forms in the Online Record Book (PDR, APR, 4-H Story)
- Project & Club Leader Functions and Approving Forms
- Myth busters—unravelling some of the myths concerning ORB and its use

To bring this training to your county, please fill out the following request form.

<http://ucce.ucdavis.edu/survey/survey.cfm?surveynumber=9591>. Counties are responsible for covering the travel and lodging cost of the trainer for this event.

---

\*Logging into the Online Record Book will not be covered in this training, please work with your county office prior to the training to secure your login information for the Online Record Book if you currently have not accessed the system.

## **HEALTHY LIVING**

- **National Youth Summit on Healthy Living**

Congratulations to Glenda Marshall (Ventura County) and Audrey von Raesfeld (Sonoma County)! Both 4-H members have been selected to attend the National Youth Summit on Healthy Living. Youth attending this summit will gain knowledge and skills to address issues surrounding nutrition, physical fitness, and emotional well-being. Upon returning Glenda and Audrey will share what they learned at the Summit.

- **#4hwaterwed**

Start the New Year with a pledge to drink more water! Each Wednesday take a picture of yourself drinking water and post it to Facebook, Twitter, and Instagram. Be sure to #4hwaterwed to show your commitment to healthy living. For more information on the importance of hydration and ideas for your club visit:

[http://4h.ucanr.edu/Projects/HealthyLiving/Water For Better Living/](http://4h.ucanr.edu/Projects/HealthyLiving/Water%20For%20Better%20Living/)

- **New 4-H curriculum: *Steps to a Healthy Teen***

*Steps to a Healthy Teen* helps youth develop skills and knowledge in physical education and nutrition. For a curriculum overview please visit:

<https://nationalfourhcouncil.adobeconnect.com/a701077731/p3z93c5muzd/?launcher=false&fcsContent=true&pbMode=normal>

- **Skillastics** is a series of oversized board games that develop children's fitness and sports skills. Each game engages up to 100 children at one time in an organized manner. Skillastics nutrition cards, aligned with MyPlate, are a perfect, fun, and innovative solution for integrating nutrition with fitness! To see an overview on Skillastics and the nutrition cards, click on the following links:

- Skillastics Overview: <http://www.youtube.com/watch?v=upJFWGC6P8g&feature=youtu.be>
- Nutritional Cards: [http://www.skillastics.com/skillastics\\_nutritional\\_cards.html](http://www.skillastics.com/skillastics_nutritional_cards.html)
- Website: [www.skillastics.com](http://www.skillastics.com)



To learn more, contact Jess Wadleigh at; (310) 431-8205 or [jwadleigh@skillastics.com](mailto:jwadleigh@skillastics.com)

- **FREE Pin For Newly Elected Healthy Living Officers!**

Congratulations! California has nearly 50 newly elected Healthy Living Officers!

The Healthy Living officer will serve as the club's ambassador for health! By choosing to elect a Healthy Living officer your club is taking an active role in promoting healthy lifestyles. The Healthy Living officer will be the leadership for all health activities including: providing ideas on how to incorporate physical activities and healthy eating into each club meeting, writing Healthy Living articles for the club newsletter, and adopting and promoting a club Wellness Plan. Please help ensure that the health "H" of 4-H is at the forefront of all our meetings, consider electing a Healthy Living officer!

The Choose Health Officer Guide developed by Cornell University Extension can be found at:

<http://www.ca4h.org/Resources/Publications/>

\*To receive your FREE Healthy Living Officer pin please email the name of your officer and club to Anne Iaccopucci at [amiaccopucci@ucanr.edu](mailto:amiaccopucci@ucanr.edu)

## **CITIZENSHIP/LEADERSHIP**

- **Save the date! California Focus is June 13-17, 2014**

California Focus is a unique citizenship educational experience that combines hands-on participation in workshops, debates and simulations with speakers, tours, fun activities and new friends from across California.

- **Citizenship Washington Focus**

**June 22-28, 2014**

Citizenship Washington Focus (CWF) is a week-long 4-H citizenship program for youth ages 14-19 that takes place at the [National 4-H Youth Conference Center](#), just 1 mile from the Washington, DC border. Every summer, thousands of young people participate in the program, which provides opportunities for them to:

- Strengthen their communication, leadership, and citizenship skills on a national level
- Understand the importance of civic and social responsibilities as they relate to the development of better citizens and leaders
- Exchange ideas, practice respect, and form friendships with other youth from diverse backgrounds
- Experience hands-on learning using the historical backdrop of Washington, DC.

For more Information <http://www.4hcenter.org/youth-conference-center-overview/educational-programs/citizenship-washington-focus/about/>

**Additional optional travel dates:**

**June 29-July 2, 2014 -Destinations to include Historical Gettysburg, PA, Philadelphia, PA and more!**

***Registration will be open December 1, 2013.***

- **New for 2014- Leadership Washington Focus**

**July 15-19, 2014**

Leadership Washington Focus (LWF) is a 4-H leadership program for youth entering grades 7 through 9. The program will take place at the National 4-H Youth Conference Center, just 1 mile from the Washington, D.C. border. For more than 50 years, thousands of 4-H'ers have participated in our high school program, Citizenship Washington Focus and now we are happy to introduce its precursor for middle school 4-H'ers. For more information visit <http://www.4hcenter.org/youth-conference-center-overview/educational-programs/leadership-washington-focus/about/>. If your county has members interested in participating contact Jenna Colburn at [jcolburn@ucanr.edu](mailto:jcolburn@ucanr.edu).

- **State Leadership Conference August 14-17, 2014** U.C. Santa Cruz  
*"Raiders of the Lost Leadership"*

The 4-H State Leadership Conference brings together high school youth from across California in a four-day leadership training, networking, and learning experience. **Check our website, Facebook, Twitter & Instagram for updates and exciting announcements!**

- **California 4-H \$1,000 for 1,000 Service Learning Projects**  
<http://4h.ucanr.edu/Support/RofR/>  
2013-2014 Revolution of Responsibility Application Deadlines:

January 15, 2014	July 15, 2014
March 15, 2014	September 15, 2014
May 15, 2014	November 15, 2014

### **SCIENCE, ENGINEERING, and TECHNOLOGY (SET)**

- **4-H Engineering and Technology Showcase (a special 2014 theme)**  
May 31, 2014 at UC Davis, part of the State 4-H Field Day  
Proposals due by May 4, 2014 at <https://ucanr.edu/survey/survey.cfm?surveynumber=11856>

At the State 4-H Field Day, 4-H clubs, projects, and other groups are invited to setup displays to share information, conduct hands-on activities, and engage people in new topics. In 2014, a special theme will feature engineering and technology in 4-H, which could include robotics, woodworking, rocketry, gis/gps, engines, computers, automotive, farm machinery, and more. 4-H members part of an engineering/technology display are eligible for a "4-H engineering" pin (please include names in the comments box below). Limited funding is available for groups to exhibit, please contact Steven Worker at [smworker@ucanr.edu](mailto:smworker@ucanr.edu) to inquire.

- **2014 USA Science and Engineering Festival**  
**April 26 & 27, 2014**  
<http://www.usasciencefestival.org/>  
Our mission is to re-invigorate the interest of our nation's youth in science, technology, engineering, and math (STEM) by producing and presenting the most compelling, exciting, educational, and entertaining science festival in the U.S.

- **Film Festivals**  
**Save the Date: California 4-H Film Festival**

**May 31, 2013** at UC Davis, part of the State 4-H Field Day  
**Films due May 5, 2014**

The 2014 theme will be announced in January at [http://4h.ucanr.edu/Programs/Events/SFD/State\\_4-H\\_Film\\_Festival/](http://4h.ucanr.edu/Programs/Events/SFD/State_4-H_Film_Festival/)

#### **National 4-H Film Festival in 2014**

**August 3-6, 2014** in Missouri; films welcome from 4-H members across the U.S.

<http://4h.missouri.edu/filmfest>. The National 4-H Film Festival will invite youth produced videos/films to be submitted for viewing and judging.

#### **White House Student Film Festival**

**Films due January 29, 2014**

[http://www.whitehouse.gov/filmfestival?utm\\_source=email&utm\\_medium=email&utm\\_content=email265-text1&utm\\_campaign=filmfest](http://www.whitehouse.gov/filmfestival?utm_source=email&utm_medium=email&utm_content=email265-text1&utm_campaign=filmfest)

The White House is launching the first-ever White House Student Film Festival. K-12 students from around the country are invited to create and submit one- to three-minute short web videos. Finalists could have their videos screened at 1600 Pennsylvania Ave, and posted on the White House website. The topic: Highlighting the importance of technology in the classroom -- and imagining how technology will change the educational experience for kids in the future.

**Kavli Foundation "Science in Fiction" video contest**  
**Films due March 21, 2014**

<http://www.usasciencefestival.org/2014-festival/2014-contests/kavli-video-contest-2013-2014.html>

The Kavli "Science in Fiction" video contest challenges students to examine the science in video games, movies, and television shows. The competition is now open to Grades 6-12 students. Winning videos will be shown at the USA Science and Engineering Festival in Washington next April.

- **The Art of Tinkering, a workshop at the Exploratorium**  
**January 21-23, 2014**

<http://4h.ucanr.edu/files/177852.pdf>

Join us for a hands---on workshop about how tinkering and making experiences support fundamental STEM thinking and learning, designed for educators from all backgrounds, settings, and experience levels. This three day workshop will explore tinkering and making activities that have emerged as new standards for blending science and art explorations, exemplify best practices for critical thinking, and incorporate (and creative) ways for becoming active participants in the process of learning.

- **eGFI Teachers' Newsletter**

<http://www.egfi-k12.org/>

Delivered each month to your email inbox, our newsletter is packed with lesson plans and activities, resources, feature stories, and the latest developments in K-12 engineering education. eGFI is part of the American Society for Engineering Education (ASEE), a non-profit organization committed to enhancing efforts to improve STEM and engineering education.

- **Seven outstanding science-based websites you may not know**

<http://seekoutlearning.blogspot.com/2013/11/7-outstanding-science-based-websites.html>

- **California STEM Summit 2014**

**February 4, 2014** in Santa Clara

<http://www.castemsummit.com/>

The California STEM Summit is the state's foremost gathering of leaders from PK-12 formal and informal education, higher education, business and industry, government, and science-rich education institutions focused on STEM education. The Summit brings together these stakeholders to advance a common agenda for increasing quality, equity, and innovation in STEM education throughout California.

- **San Francisco Bay Area 4th Annual STEAM Colloquium**

**February 7, 2014** in San Ramon

<http://www.eventbrite.com/e/san-francisco-bay-area-4th-annual-steam-colloquium-registration-8497569459>

The STEAM (science, technology, engineering, arts, math) Colloquium will: address critical issues in implementing STEAM education; showcase best practices in STEAM education; build leadership capacity for educators; provide opportunities to develop learning communities throughout the region.

---

**4-H All Stars:**

***Ru Ekanayake, PVP 4-H Club***  
***Sallie DeYoung, San Fernando Valley 4-H Club***

**Jr. All-Stars:**

***Katherine Cao, Pomona Valley 4-H Club***  
***Kiran Ekanayake, PVP 4-H Club***  
***Daniel Espinosa, Harbor Lights 4-H Club***  
***Jessica Fint, SFV 4-H Club***  
***Rachel Klose, PVP 4-H Club***  
***Ivory MacCracken, PVP 4-H Club***  
***Megan Okamoto, Pomona Valley 4-H Club***  
***Zella Roth, PVP 4-H Club***  
***Wesley Rich, PVP 4-H Club***  
***Alexa Sutter, PVP 4-H Club***  
***Megan Tahbaz, PVP 4-H Club***  
***Julius Treadwell, Pomona Valley 4-H Club***  
***Dryden Unszusz, PVP 4-H Club***  
***Shannon Chen, PVP 4-H Club***  
***Julie Sylvest, PVP 4-H Club***  
***Michelle Sylvest, PVP 4-H Club***  
***Charmine McClain, Pomona Valley 4-H Club***

---

**Los Angeles County, 4-H Youth Development Staff:**

Dr. Keith C. Nathaniel, County Director, (626) 586-1970, [kcnathaniel@ucdavis.edu](mailto:kcnathaniel@ucdavis.edu)

Dawn Fuller, Los Angeles 4-H Coordinator, (626) 568-1980, [dafuller@ucdavis.edu](mailto:dafuller@ucdavis.edu)

Charlene Moore, Antelope Valley 4-H Coordinator, (661) 974-8826, [moore@ucdavis.edu](mailto:moore@ucdavis.edu)

Jennifer Dana, Antelope Valley Administrative Assistant, (661) 974-8824, [jrdana@ucdavis.edu](mailto:jrdana@ucdavis.edu)

Roy Hillstock, Computer Specialist, (626) 586-1972, [rhillstock@ucdavis.edu](mailto:rhillstock@ucdavis.edu)

Copyright © 2009 The Regents of the University of California.

The 4-H name and 4-H logo are service marks protected under 18 U.S.C. 707.

[Non-Discrimination Statement](#)

To unsubscribe from the LA County Clover Notes:

Send an email to [Roy.Hillstock](mailto:Roy.Hillstock) requesting to "unsubscribe from the LA County Clover Notes".

Los Angeles County 4-H Office, 4800 E. Cesar E. Chavez, Los Angeles, CA 90022, (323) 260-3854