

GENERAL HORSE INFORMATION

Horse sense is the basis of horsemanship. This is the ability of a person to understand horses and even to think like a horse. **The better you understand horses, the more you will enjoy them and the better rider you will be.**

Horses are **large and powerful** animals, but they are also **timid and easily frightened**. Most horses are **gentle and obedient** if they are handled properly. If you hurt or frighten a horse you can get hurt. The first choice of a frightened horse is to run away. If he can't run away, he might kick or bite in self defense. It's a good idea to ask permission from your instructor or the horse's owner before going near a strange horse.

The following rules will help you learn how to act safely around horses. They are based on a knowledge of how horses think and often react.

HORSE SENSE • RULES AND REASONS

Rule 1. Praise often, punish seldom.

Reason Firm, gentle treatment will gain your horse's respect.
Harsh or cruel treatment will make your horse fear you.

Rule 2. Stop, look and listen. Use caution when working around horses.

Reason Horses are frightened by loud noises and sudden movements.
They may react in an unexpected way.



*DON'T RUN OR YELL
YOU MIGHT STARTLE A HORSE*

RULES AND REASONS CONTINUED . . .


Rule 3. Never stand directly behind or in front of a horse.

Reason A frightened horse may kick or run over you.

Rule 4. Horses should never be hand fed.

Reason Fingers may be mistaken for treats and be bitten.


*DON'T FEED HORSES BY HAND
FINGERS FEEL LIKE CARROTS*



Rule 5. Keep at least one horse length between your horse and the horse in front of you.

Reason Crowding a horse may cause him to kick or bite.


DONT TAILGATE



KEEP ALERT • MAINTAIN A SAFE DISTANCE BETWEEN HORSES

Rule 6. Check equipment for proper fit and have your instructor check it before you mount.

Reason Improperly fitted equipment may cause an accident or injury to horse and rider.



*CHECK YOUR TACK
BEFORE YOU MOUNT UP*

Rule 7. Always use a halter and lead rope to tie your horse and never tie with the reins.


Reason Reins may be broken or the horse's mouth injured if tied by the bridle.



*NEVER TIE A HORSE BY
THE BRIDLE • USE A HALTER*

Rule 8. Treat equipment with care and always put it away properly.

Reason Properly cared for equipment is easier to use and lasts longer.




PUT EQUIPMENT AWAY PROPERLY WHEN YOU ARE THROUGH WITH IT

MORE RULES AND REASONS ...

Rule 9. Never wrap or tie anything attached to your horse around your body in any way.

Reason Being tied may result in your being dragged by your horse.



NEVER WRAP OR TIE A LEAD ROPE OR REIN AROUND YOURSELF

Rule 10. Listen and learn.

Always listen for commands from your instructor and act promptly.

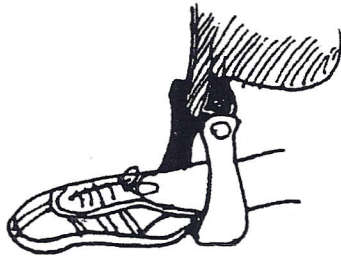
Keep alert at all times when around horses.

Reason Your instructor will help to protect you from danger and insure that you enjoy your time with your horse.

Rule 11. Dismount to adjust clothing or equipment.

Reason Your horse may spook from unusual movement on his back.

**DANGER • SNEAKERS
CAN ALLOW YOUR
FOOT TO GET CAUGHT
IN THE STIRRUP**



**BE SMART
DRESS THE PART**

Rule 12. Dress appropriately. When riding, you should:

- wear long pants**
- shoes with a heel or boots**
- proper head gear**

Reason Long pants will prevent sores on your legs.
Hard shoes will protect your feet.
The heels will prevent your feet from slipping through the stirrups.
Helmets protect from most head injuries.

