

**W**ith the seemingly yearly occurrence of large wildfires and the resultant loss of homes, many people living in the urban wildland interface are looking at their house and wondering what they can do to improve the chance that it would survive the next wildfire.

Can an attached deck make your house more vulnerable when a wildfire strikes? The answer is yes. If ignited, your deck could ignite your exterior cladding, and even lead to the breakage of a window or sliding glass door. Either of these could result in flame or burning embers entering your house, probably resulting in its loss.

How can a wildfire ignite your deck? Creeping ground fire could result in the ignition of materials stored under a deck, and burning embers could ignite flammable items on top of it, and possibly even the deck boards themselves.

Currently deck boards are made from either wood, pure plastic, or are a fiberplastic composite product. The composite lumber products are popular these days because of their ability to resist rot and their low maintenance requirements. But will they burn? To answer these questions, researchers at the University of California-Berkeley recently completed testing, where we evaluated how well deck board materials performed under simulated wildfire conditions. The results of these tests can help you decide what materials are best for your deck.

There are two common kinds of attached decks found on homes. The first is commonly called an "open frame" deck this is one where you can see gaps between the deck boards, and also see the lumber or steel support framing on the underside. The second kind is an enclosed deck – one that has a solid walking surface, such as a concrete slab, or tiles (both are non-combustible). The enclosed deck can also be enclosed on the underside, but unless it is also serving as the flat roof of your house, with living space below it, it would usually have some vents on the underside to help dry out the enclosed space in case the deck develops a water leak.

This article will focus on materials used in open frame decks, because the structural support members are exposed, and the deck boards are combustible.

We tested a number of decking products, including a 2-inch thick 'Deck Heart' grade of redwood. We chose redwood because it is a common decking material in California. The 'Deck Heart'



**A composite deck board with channeled configuration was used in this 'open framed' deck.**



**In an enclosed deck the supporting framework does not show.**

# DECKS


## Fire Safe or Not?

by **Stephen L. Quarles**


grade is similar to the more common 'Construction Heart' grade. This lumber would have knots, and could have a little sapwood. We did not test any preservative treated lumber. We tested a number of commercially available composite products. Composite lumber products are available in different shapes, and are either 1- or 2-inches thick.

Examples of the different shapes - solid, hollow, and channeled - are shown in Figure 3a, 3b, and 3c. The 1-inch boards and the hollow and channeled configurations make the board lighter, but don't affect the required support joist spacing.


In our tests, we simulated the under-the-deck ground fire with a propane gas burner. We used a burning assembly of nailed together sticks, called a "brand", to simulate burning embers landing on top of the deck. The brand is a standard item used in evaluating the fire performance of roofing materials (for example, the Class 'A' rating). We used it in our deck tests because we assumed that if it could land on your roof, it could also land on your deck. If your house isn't in an urban wildland interface (UWI) area, then this test may be too severe, and therefore these results may not be applicable to your situation. But for urban wildland interface homes, these exposures seemed reasonable. In our under-deck, gas burner tests, we adjusted the flame height so that it touched the bottom side of the boards, and we turned the burner off after three minutes. We evaluated the performance of the decking materials by observing whether the flaming continued, or even got bigger when the gas burner was turned off, or whether the deck boards collapsed. We also noted if small pieces of the burning deck boards dropped during the testing. Dropping of flaming debris could serve as additional fire sources. We didn't measure or evaluate any of the combustion by-products that might become volatile when the decks were burning.



**Fig. 3a-Solid**



**Fig. 3b-Channeled**



**Fig. 3c-Hollow**



A 12" X 12", 3-layer sandwich, 'brand' used for the above-deck exposure tests. Each Douglas-fir stick is 3/4-inches square.

In addition to the different shapes that composite deck boards can have, they could also be made of types of plastic and even different kinds of fiber. Of the deck boards that we tested, wood was the most common kind of fiber used in the boards, but one product contained fiberglass and another used fiber from rice hulls. Polyethylene is the most common type of plastic, but polypropylene, polyvinyl chloride (PVC, or 'vinyl'), and other plastic materials are also used. Most, but not all of these products, use recycled plastic and fiber.

**So how did these materials perform?**

In both the above- and below-deck exposures, the 2 x 6 redwood performed as well as any of the other solid composite products tested. Although we didn't test it, 1-in redwood probably would not have performed as well. Composite lumber with a 'hollow' form always failed with the 'above-deck' brand exposure, and the 'channeled' form always failed with the 'under-deck' gas burner exposure. There currently isn't

much you can do to improve the performance of the hollow composite products. Changes in product form that increase the top flange thickness or improve the inherent fire resistance in the formulation will be needed for these product types to pass current tests. If you have a composite with a channeled shape, you may want to consider enclosing your deck with a fire-resistant cladding that extends to the ground to protect the underside from ground fire. If you choose to do this, you should be very careful to provide adequate ventilation, and perhaps other protection, from moisture-related degradation problems that will develop if construction products get wet and aren't allowed to dry. There are a number of under-deck moisture management products currently on the market. Use of these products may allow you to enclose the underside of the deck with a stucco cladding (or other protective material) – solving both the wildfire and moisture problems. A lattice enclosure would not provide sufficient protection from fire to consider this as an alternative.



A burning plastic composite deck experiences accelerating combustion while at the same time dropping flaming debris. The mirror on the right shows a view from the top of the deck.

WORSE

BETTER

Time (min)	0	5	10	15	20	25	30	35	40
<b>BURNER ON</b>									
<b>PRODUCTS</b>									
Eon									
Maxituf									
Evernew									
TimberTech									
Choice Dek									
Nexwood									
Bedford (NR)									
Ecoboard									
Trex									
Rhino Deck									
SmartDeck	No degradation effects during test								
WeatherBest (S)	No degradation effects during test								
WeatherBest (H)	No degradation effects during test								
Bedford (R)	No degradation effects during test								
Redwood	No degradation effects during test								

Board collapse

Began dropping flaming debris

Combustion accelerated

Pure PVC deck products collapsed fairly quickly after the burner was turned on or the burning brand was placed on the deck, so even though this kind of plastic doesn't continue burning when the fire is removed, it probably isn't a good selection for UWI decks. We know that addition of fibers to a pure plastic decking material greatly improves performance, so results from pure plastic will be different from a fiber plastic composite. Some of the solid products performed well under both exposures, so these would be your best bet if you wanted protection from both exposures. For complete details of how we conducted our tests and our results go to <http://nature.berkeley.edu/forestry/structures>.

Steve Quarles is a University of California Cooperative Extension Advisor in Wood Building Durability. His research and extension program focuses on wildfire and moisture durability issues as related to the in-service performance of wood-framed buildings. The research and technical support and contributions of Professor Frank Beall, Mr. Larry Cool, Mr. Tom Breiner, and Professor Emeritus Brady Williamson, University of California, Berkeley, are gratefully acknowledged. The financial support of the Federal Emergency Management Administration, the California Office of Emergency Services, the California Department of Forestry and Fire Protection and the Office of the State Fire Marshall is also gratefully acknowledged.



In 1 hour a WILDFIRE will be at your front door!

## ARE YOU READY?

Wildfires don't just happen in some remote area. Urban interface areas, farms and homes are all within reach. Every year fires threaten or destroy homes like yours. Thousands of wildfires strike North America each year. In some cases, homes and developments are outside of local fire department boundaries. Firefighters may be a distance away and not able to get to your home or neighborhood in time.

Protect your home with **Thermo-Gel**.

- US Forest Service Approved.
- Environmentally compatible.
- Protects your home, shrubs, trees, propane tanks and outbuildings.
- Applied quickly and efficiently with a standard garden hose.
- Rinses off with plain water.

**THERMO TECHNOLOGIES, LLC.**

3811 Lockport Street • Bismarck ND 58503  
 Phone: (701) 258-8208 • Toll Free (800) 538-8122  
 Fax: (701) 258-7259 • www.thermo-gel.com



Each Thermo-Gel® Protection Kit contains:

- (4) Thermo-Gel® 1-Gallon Containers
- (1) Garden Hose Applicator
- (1) Instruction Sheet

Thermo-Gel® Homeowner Protection Kit will protect up to 4,000 square feet. Additional 4 Packs also protect up to 4,000 square feet and are recommended with all Homeowner Protection Kit purchases.

This product is covered by U.S. patent numbers 5,989,446 & 6,245,252. Other patents pending.

# HOME & fire

Winter 2005

Volume 1

Number 4

**Publisher:** Doug Coyle  
 HD Enterprises  
 P.O. Box 458, Lebanon, OR 97355  
**Web:** www.homeandfire.com  
**Phone:** 541-451-4670  
**Toll-free:** 866-283-9649  
**Fax:** 541-451-1015  
**Email:** information@homeandfire.com

**Managing Editor:** JoAnn Gray  
 joann@homeandfire.com

**Editor At Large:** Glenda Wallace  
 glenda@homeandfire.com  
 406-722-5397

**Customer Service Manager:** Harriet Coyle  
 harriet@homeandfire.com

**Graphic Design & Layout:**  
 John Morgan

**Subscriptions Manager:** JaDala Coyle  
 jadala@homeandfire.com

**Proofreader:** Dorothy Blagg

**Kids Page:** kids@homeandfire.com

**Advertising Department:**

**National:** David Hanson  
 david@homeandfire.com  
 877-773-5455  
 Fax: 877-828-0008

**California:** Ingrid Landis  
 ingrid@homeandfire.com  
 888-892-8557

*HOME & fire* is a publication of HD Enterprises, Inc.

The views expressed herein do not necessarily represent policies of HD Enterprises, Inc. and should not be construed as endorsements. The purpose of the magazine is to provide homeowners with guidance on ways to reduce losses from wildfire damage. *HOME & fire* contains suggestions and recommendations based on professional judgment, experience and research. It is intended to serve only as a guide. Due to the variance in homes and their surroundings, *HOME & fire* cannot assume responsibility for proper application of techniques, proper and safe functioning of manufactured products or reader-improvement projects resulting from information published in this magazine. If you have a question related to a specific idea, product or practice it is always sound advice to contact your local authority.

© 2004 by HD Enterprises, Inc. All rights reserved.

*HOME & fire* is published quarterly by HD Enterprises, Inc., 47 West Grant Street, Lebanon, OR 97355. ISSN: 1547-2434. **Subscriptions:** A one-year subscription is \$9.49 (four issues). A two-year subscription is \$14.99 (eight issues). Subscriptions available only for the United States and Canada. **Individual copies:** single copy \$4.75 each; 1 to 10 copies \$8.90 total; 11 to 160 copies (1 box) \$1.25/copy plus S&H; 161 to 320 (2 boxes) \$1.00/copy plus S&H; 321 to 960 copies (3 to 6 boxes) \$.75/copy plus S&H; 961+ copies (7+ boxes) call for quote plus S&H. HD Enterprises, Inc. accepts no responsibility for unsolicited manuscripts or other materials submitted for review. Entire contents Copyright 2004 by HD Enterprises, Inc. All rights reserved. Reproduction in whole or part without written permission prohibited. Printed by Northwest Web in U.S.A.