

# HORSEMAN

Name: \_\_\_\_\_ Club: \_\_\_\_\_

Date

Leaders  
Initials

## Guidelines for Project Proficiency Award

### Advanced

(Must get 80% to pass test)

#### Part I

1. Pass an oral or written test on horse anatomy and physiology. (must get 15 out of 20 possible on oral test)  
See attached sheets for written test for horse anatomy and hoof structure. \_\_\_\_\_
2. Be able to explain about conformation in relation to unsoundness. \_\_\_\_\_
3. Explain knowledge of procedure to follow in case of mild and severe wire laceration. \_\_\_\_\_
4. Explain a kind of strain on a horse and how to care for it. \_\_\_\_\_
5. Explain knowledge of how to care for mild and severe cases of colic. \_\_\_\_\_
6. Explain knowledge of what to do in case of thrush. \_\_\_\_\_

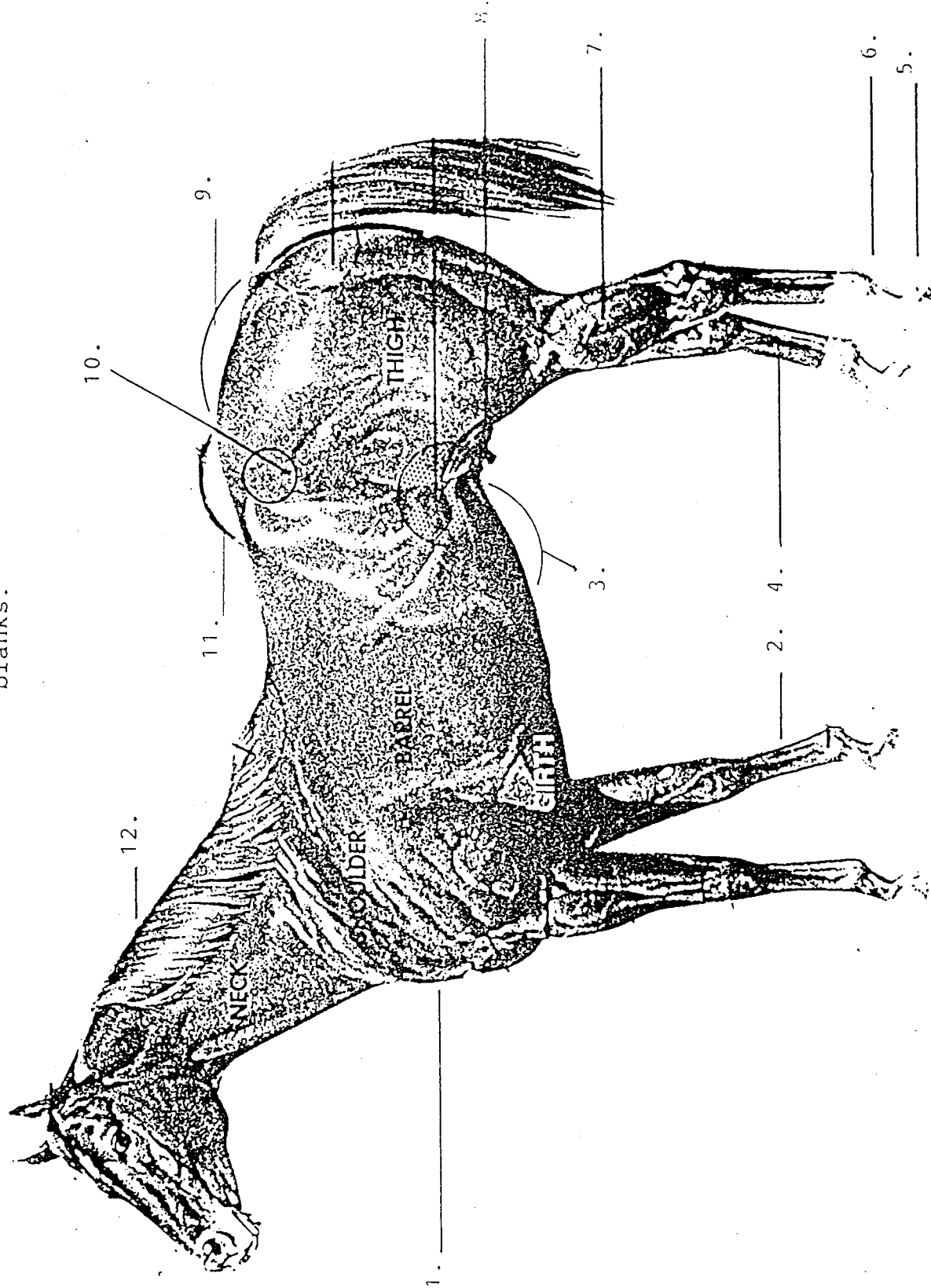
#### Part II Horsemanship

7. Demonstrate or explain how to change lead in a line. \_\_\_\_\_
8. Demonstrate or explain how to make a figure 8 at a lope. (see attached sheet) \_\_\_\_\_
9. Demonstrate or explain how to back your horse properly. \_\_\_\_\_
10. Demonstrate or explain how to side pass left and right. \_\_\_\_\_
11. Be able to judge a typical class of four horses and give logical reasons for your choices. \_\_\_\_\_

Leaders Signature: \_\_\_\_\_ Date: \_\_\_\_\_

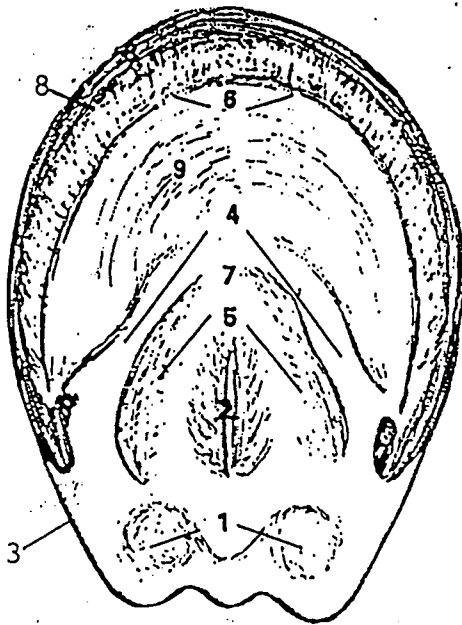
Horse Anatomy

This chart shows the points of a horse. Properly identify the 12 blanks.



- \_\_\_\_\_ 6.
- \_\_\_\_\_ 5.

Identify the numbered parts of the hoof.



1. \_\_\_\_\_

2. \_\_\_\_\_

3. \_\_\_\_\_

4. \_\_\_\_\_

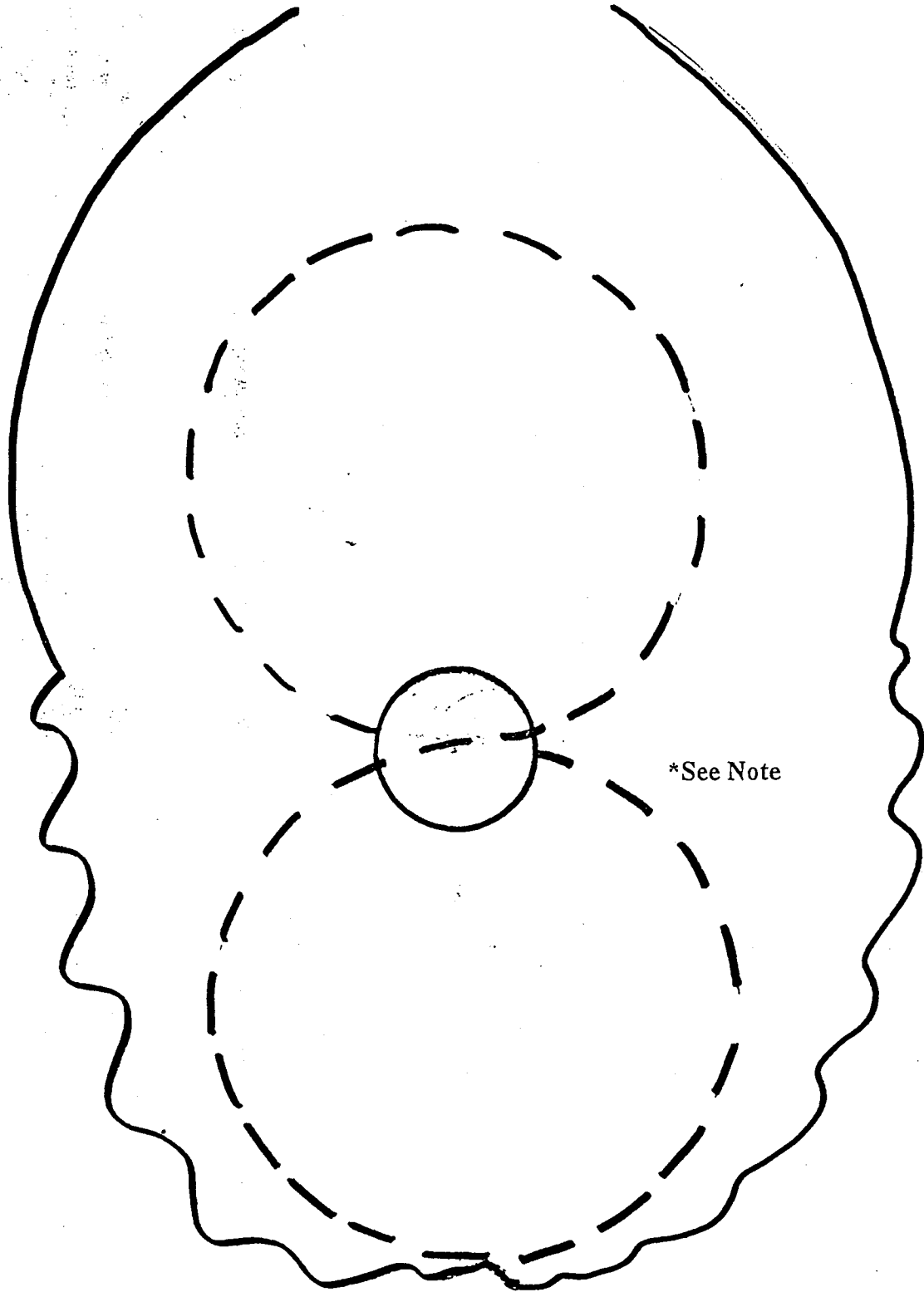
5. \_\_\_\_\_

6. \_\_\_\_\_

7. \_\_\_\_\_

8. \_\_\_\_\_

9. \_\_\_\_\_



\*See Note

Key

Walk	_____
Trot	~~~~~
Lope	-----

\*Horse may need to break down to trot to complete lead change.